

Community Meeting

Carlsbad Police Department

March 20, 2019

Chief of Police Neil Gallucci

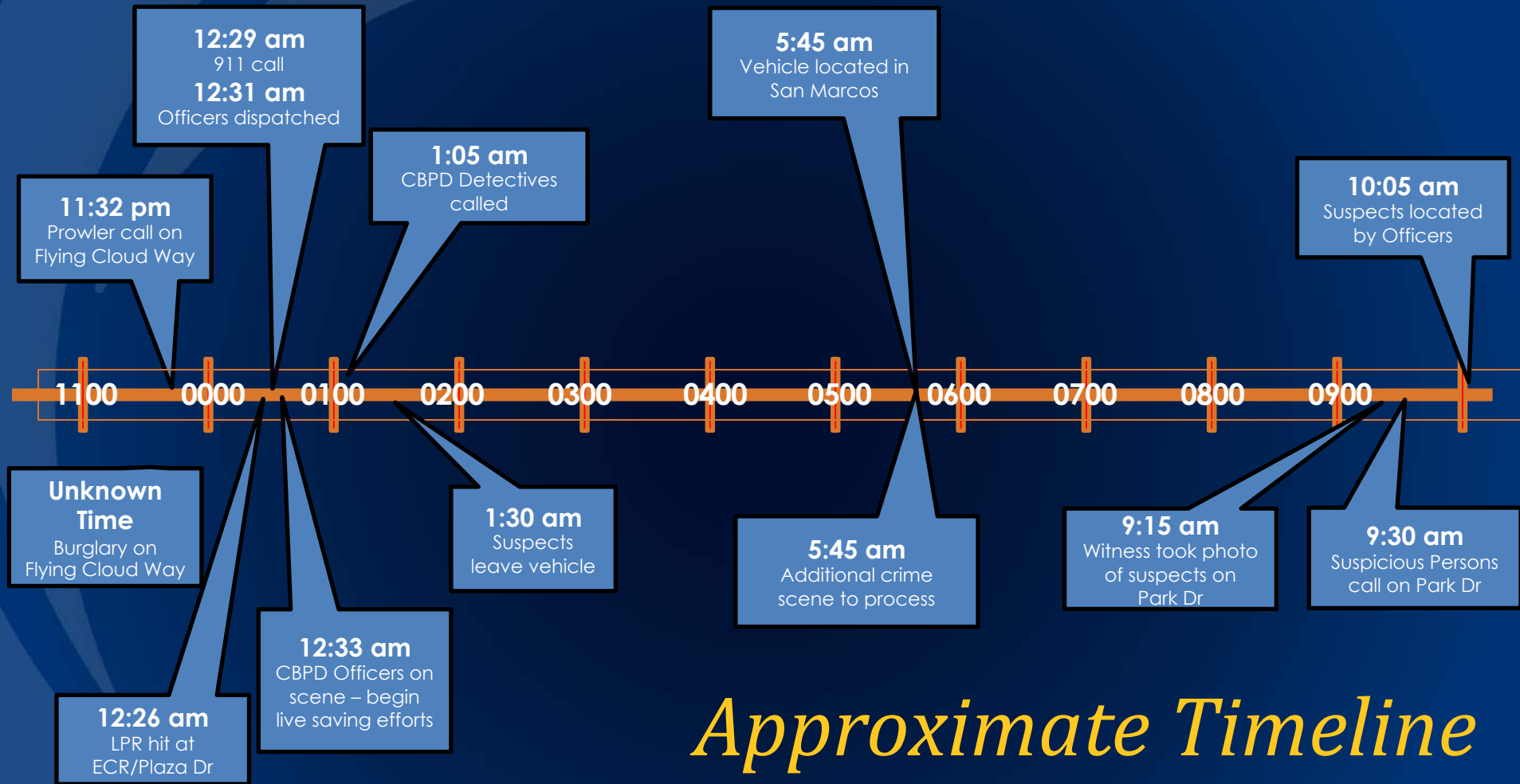
Meeting Agenda

- Welcome and introductions
- Brief overview of the incident
 - Transparency while maintaining integrity of the investigation
- Crime trends
- Homeless Outreach Team
- Crime prevention strategies
- Q&A

Overview

- Approximate timeline
- Investigative procedures and requirements
- Department resources
 - Personnel
 - Equipment
 - Technology






Approximate Timeline

Crime Trends

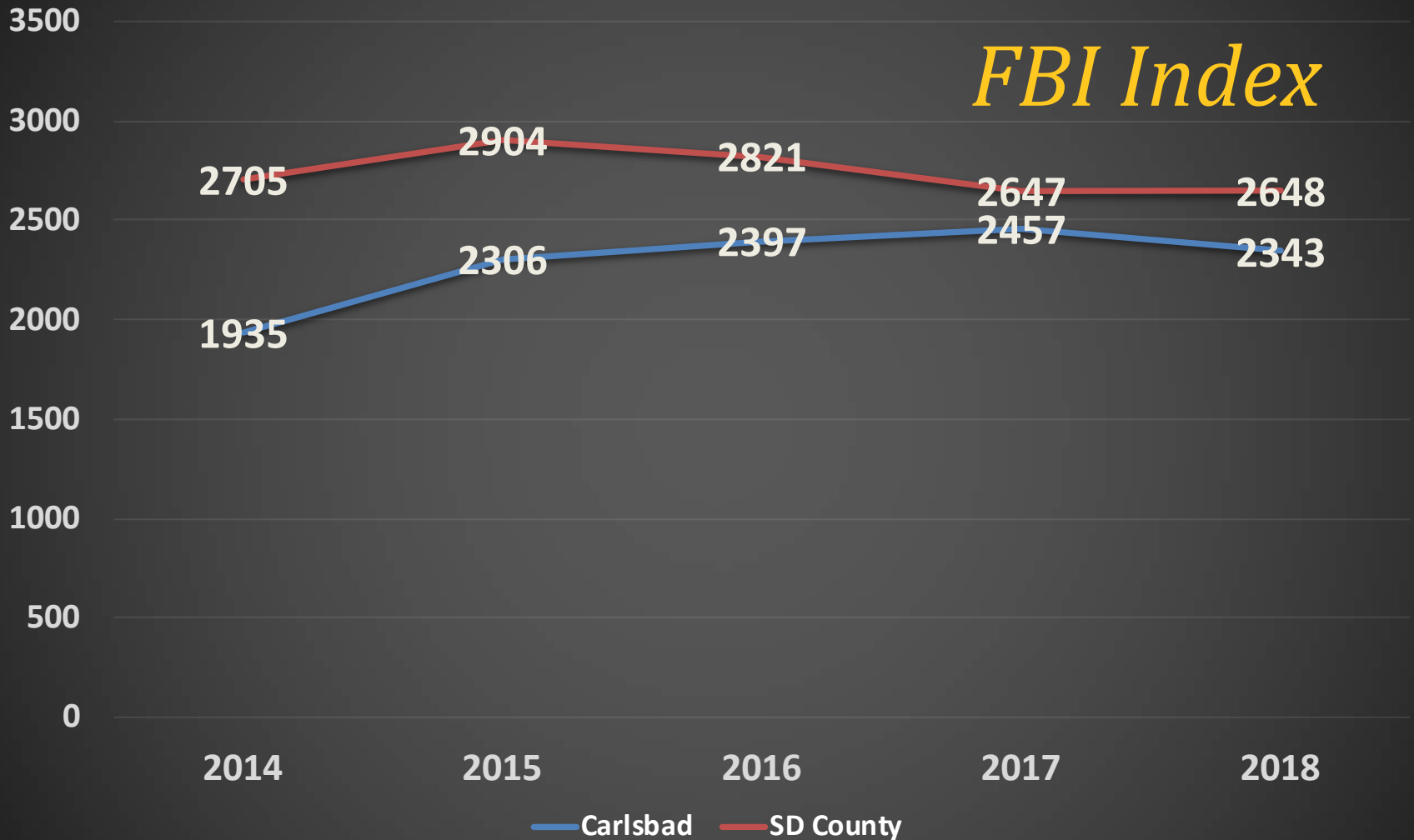
- 2018 crime statistics
- FBI Index comparison
- Violent crime



2018 Crime Statistics

CLASSIFICATION	2017	2018	CHANGE*
HOMICIDE	0	2	*
RAPE	30	39	30%
ROBBERY	46	52	13%
AGG. ASSAULT	171	151	-12%
<i>Violent Crime</i>	247	243	-2%
BURGLARY	432	299	-31%
Residential	231	165	-29%
Non-Residential	201	134	-33%
LARCENY/THEFT	1638	1649	1%
STOLEN VEHICLE	140	152	9%
<i>Property Crime</i>	2210	2100	-5%
FBI INDEX CRIME TOTAL	2457	2343	-5%

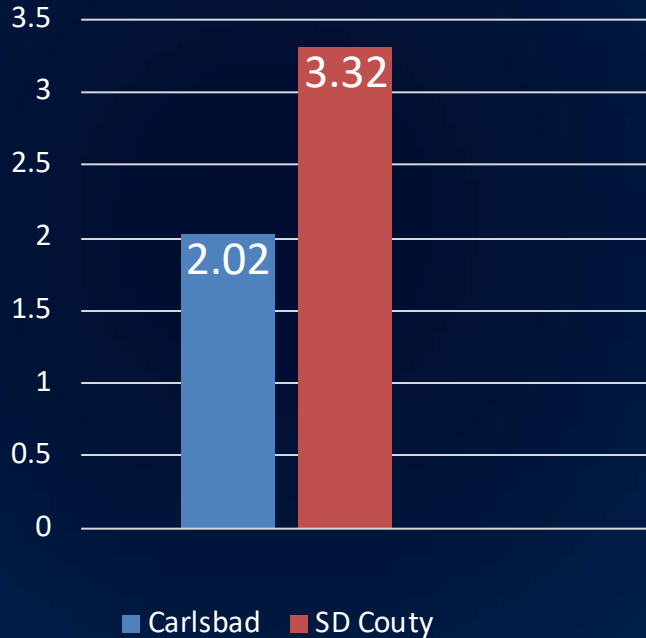
FBI Index



Violent Crime

CLASSIFICATION
HOMICIDE
RAPE
ROBBERY
AGG. ASSAULT
<i>Violent Crime</i>

Crimes per 1000 population



Homeless Outreach Team

- 2017 city's Homeless Response Plan developed

Build trusting relationships within the homeless community through compassionate enforcement

- Connect with community partners to create long-term solutions

Homeless Outreach Team

- Encampment response and cleanup
- Proactive foot patrols
- Assist patrol officers with homeless related calls for service

Homeless Population

Increase in homeless population statewide

- Lack of affordable housing
- Changes in laws
- Drug and alcohol abuse
- Financial strain (health related / unemployment)
- Mental health
- Climate / choice

Homeless Outreach Team Stats 2017-2018


- 2,818 contacts with homeless individuals (many repeat)
- 145 arrests (warrants, drug possession, under influence of drug/alcohol, weapon violations, stolen property)
- 102 citations (drug possession, illegal camping, littering)
- 200 encampments cleaned up (repeat locations)
- 8 mental health related detentions
- 194 field interview cards

Homeless Response Team Successes

- August 2018 to February 2019
- 68 individuals contacted during outreach
- 7 chronically homeless moved into Permanent Supportive Housing
- 2 individuals into Sober Living
- 3 to inpatient substance abuse treatment programs
- 7 into emergency shelter placement
- 14 connected with mental health services
- 19 connected with their primary doctor

Encampment Responses

- Receive complaint
- Respond within two days
- Post 72-hour notice
- Schedule cleanup
- Drones utilization
- Contact all individuals
- Document encampment locations



Reporting Homeless Related Issue

Police Emergency – 911

Police Non-Emergency – 760-931-2197

Police HOT Direct – 760-931-2249

HOT email policehot@carlsbadca.gov

alonso.develasco@carlsbadca.gov

Home Security

- Locking windows and doors
- Lighting up the outside
- Lighting up the inside
- Never confronting
- Knowing your exits
- Garage door openers
- Alarms and cameras
- Home security guide – www.carlsbadca.gov/police



Sense of Community

- Get to know your community
- Understand what is normal
- Create a plan for communication
 - Neighborhood watch
 - Nextdoor
 - Facebook closed group
- Work as a team
- Look out for each other



Accessing Resources

- Eyes and ears of your community
- See something say something
- Who to call
- When to call
 - Suspicious activity
 - crime
- Online resources
 - www.carlsbadca.gov/police



Communication Tools

- Website – www.carlsbadca.gov
 - News stories; prevention resources; reporting tools
 - Traditional media
- Social media
 - Facebook – CarlsbadPoliceDepartment
 - Twitter - @CarlsbadPolice
 - Instagram - @carlsbadpolicedept
 - Nextdoor
 - YouTube – City of Carlsbad
- Email alerts
- Crimemapping.com



Questions

Thank you for coming.