

NOTICE

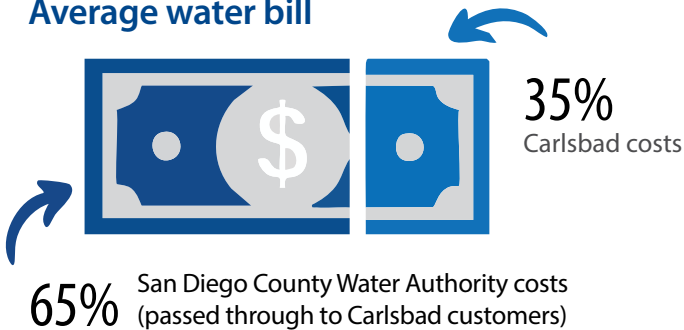
Proposed Rate Increases

Proposed increases to water, recycled water and wastewater rates will be considered at an upcoming public hearing. This notice explains:

- What is being proposed and why
- How your rates would change and when
- The decision making process and how you can protest or object to the increases

Why?

Average water bill



Rate increases are needed from time to time to pay for increased costs to run Carlsbad's water, wastewater and recycled water systems.

However, the main driver of the proposed water rate increase is the increased cost to purchase water from the San Diego County Water Authority.

See the rate studies

Rates may not be higher than the actual cost to provide these services. Regular "Cost of Service" studies determine this cost. You can see the latest studies two ways:



carlsbadca.gov/rates
Request a mailed copy
water@carlsbadca.gov
442-339-2420

Public hearing

Tuesday, April 22, 2025 | 5 p.m.

City of Carlsbad
Council Chamber
1200 Carlsbad Village Drive
Carlsbad, CA 92008

You may protest or oppose the rate increases. See information inside.

Effective dates

If the proposed new rates are approved, they would become effective:



July 1, 2025

Jan. 1, 2026

Jan. 1, 2027

Estimated monthly increases

The amounts below are for a typical single family home in Carlsbad. Your rates depend on the size of your water meter, the type of property and other variables.

	7/1/25	1/1/26	1/1/27	Total increase
	\$17.19	\$12.28	\$6.24	\$35.71
	\$8.11	\$8.37	\$9.56	\$26.04

WATER RATES

Understanding your water rates


Your water rate has two parts: one based on the size of your water meter (most homes use 5/8" to 1") and a charge for the amount of water you use. Water rates fund the cost of purchasing water, operating and maintaining Carlsbad's water system (including pipes, meters, tanks, etc.).



Delivery charge
Flat fee based on water meter size



Usage charge
How much water you use



Water bill

Proposed water delivery fees

Carlsbad		Water Authority pass through			Total					
Meter	Current (combined)	7/1/25	1/1/26	1/1/27	7/1/25	1/1/26	1/1/27	7/1/25	1/1/26	1/1/27
5/8"	\$28.94	\$17.02	\$18.72	\$20.59	\$16.66	\$19.17	\$19.99	\$33.68	\$37.89	\$40.58
3/4"	\$38.84	\$20.79	\$22.87	\$25.15	\$22.77	\$26.15	\$27.27	\$43.56	\$49.02	\$52.42
1"	\$58.65	\$28.33	\$31.16	\$34.27	\$37.66	\$43.24	\$45.08	\$65.99	\$74.40	\$79.35
1.5"	\$108.17	\$47.17	\$51.89	\$57.08	\$74.43	\$85.44	\$89.08	\$121.60	\$137.33	\$146.16
2"	\$167.60	\$69.79	\$76.77	\$84.45	\$120.85	\$138.78	\$144.69	\$190.64	\$215.55	\$229.14
2.5"	\$236.93	\$96.18	\$105.80	\$116.38	\$173.39	\$199.10	\$207.58	\$269.57	\$304.90	\$323.96
3"	\$306.26	\$122.57	\$134.82	\$148.31	\$225.93	\$259.43	\$270.48	\$348.50	\$394.25	\$418.79
4"	\$504.35	\$197.96	\$217.76	\$239.53	\$378.31	\$434.45	\$452.96	\$576.27	\$652.21	\$692.49
6"	\$999.57	\$386.45	\$425.09	\$467.60	\$744.26	\$854.35	\$890.74	\$1,130.71	\$1,279.44	\$1,358.34
8"	\$1,593.84	\$612.63	\$673.89	\$741.28	\$1,208.47	\$1,387.74	\$1,446.86	\$1,821.10	\$2,061.63	\$2,188.14
10"	\$2,287.15	\$876.50	\$964.15	\$1,060.57	\$1,751.52	\$2,011.75	\$2,097.48	\$2,628.02	\$2,975.90	\$3,158.05

Proposed water use fees

Carlsbad		Water Authority pass through			Total						
Customer class	Tier	Current (combined)	7/1/25	1/1/26	1/1/27	7/1/25	1/1/26	1/1/27	7/1/25	1/1/26	1/1/27
Single family residential	Tier 1	\$4.00	\$1.18	\$1.30	\$1.43	\$4.01	\$4.62	\$4.81	\$5.19	\$5.92	\$6.24
	Tier 2	\$4.97	\$1.51	\$1.67	\$1.83	\$4.01	\$4.62	\$4.81	\$5.52	\$6.29	\$6.64
	Tier 3	\$7.69	n/a	n/a	n/a	\$4.01	\$4.62	\$4.81	n/a	n/a	n/a
Multi-family residential	Tier 1	\$3.95	\$1.18	\$1.29	\$1.42	\$4.01	\$4.62	\$4.81	\$5.19	\$5.91	\$6.23
	Tier 2	\$6.13	\$1.36	\$1.50	\$1.65	\$4.01	\$4.62	\$4.81	\$5.37	\$6.12	\$6.46
Commercial	n/a	\$4.52	\$1.30	\$1.42	\$1.57	\$4.01	\$4.62	\$4.81	\$5.31	\$6.04	\$6.38
Agricultural	n/a	\$4.89	\$1.40	\$1.54	\$1.69	\$4.01	\$4.62	\$4.81	\$5.41	\$6.16	\$6.50
Irrigation	n/a	\$5.69	\$1.44	\$1.58	\$1.74	\$4.01	\$4.62	\$4.81	\$5.45	\$6.20	\$6.55

The Water Authority pass-through charges listed are based on assumed rate increases by the Water Authority. If adopted by CMWD's Board at the public hearing, the rates will include the maximum pass-through charges that may be imposed for each year. If the Water Authority adopts its rates below the assumed maximum, then the pass-through charges will be adjusted down accordingly.

Proposed change in tiers

Single family homes are billed three different usage rates, based on how much water they use in a month. Water use fees are calculated by multiplying the number of units you use by the cost per unit based on your usage tier. The Carlsbad Municipal Water District is proposing to switch the tiers.

Current tiers

- Tier 1 0 to 10 units billed at lowest rate
- Tier 2 10 to 18 units billed at medium rate
- Tier 3 18 units and over billed at highest rate

Proposed tiers

- Tier 1 0 to 10 units billed at lowest rate
- Tier 2 Over 10 units billed at medium rate

1 unit of water is about 750 gallons.



New line item = more transparency

The rate passed through to Carlsbad customers by the San Diego County Water Authority will now be itemized on its own line.

Most water agencies in the county already bill this way, allowing customers to see right on their bills how much goes to buying water and how much is used to operate Carlsbad's water system.



Other proposed fees

Supplemental airport water fees

Applies only to McClellan-Palomar Airport accounts.

Meter	7/1/25	1/1/26	1/1/27
5/8"	\$19.44	\$20.12	\$20.82
3/4"	\$29.15	\$30.17	\$31.23
1"	\$48.59	\$50.29	\$52.05
1.5"	\$97.18	\$100.58	\$104.10
2"	\$155.49	\$160.93	\$166.56
Fire Line Connections			
4"	\$78.12	\$80.85	\$83.68
6"	\$226.91	\$234.86	\$243.08
8"	\$483.56	\$500.48	\$518.00

Proposed fire service delivery fees

Applies only to commercial buildings with a separate fire service line.

Meter	Current	7/1/25	1/1/26	1/1/27
5/8"	\$8.67	\$9.37	\$10.31	\$11.34
3/4"	\$8.79	\$9.39	\$10.33	\$11.36
1"	\$9.02	\$9.46	\$10.40	\$11.44
1.5"	\$9.62	\$9.70	\$10.67	\$11.74
2"	\$10.33	\$10.11	\$11.13	\$12.24
2.5"	\$11.15	\$10.74	\$11.81	\$12.99
3"	\$11.98	\$11.60	\$12.76	\$14.04
4"	\$14.35	\$14.17	\$15.59	\$17.15
6"	\$20.26	\$23.39	\$25.73	\$28.30
8"	\$27.36	\$39.29	\$43.22	\$47.54
10"	\$35.65	\$63.20	\$69.52	\$76.47
12"	\$55.76	\$96.35	\$105.98	\$116.58

RECYCLED WATER RATES

Recycled water is highly treated wastewater than can be used for non drinking purposes. This drought-proof supply is available to businesses and homeowners associations for landscape irrigation and other uses. Recycled water rates are based on treatment costs, the cost to operate and maintain the distribution system, and the amount of money needed to maintain adequate reserve funds.

Proposed recycled water delivery fees

Meter	Current	7/1/25	1/1/26	1/1/27
5/8"	\$25.36	\$27.37	\$28.61	\$29.89
3/4"	\$35.54	\$38.30	\$40.03	\$41.83
1"	\$55.91	\$60.16	\$62.87	\$65.70
1.5"	\$106.81	\$114.81	\$119.98	\$125.38
2"	\$167.90	\$180.39	\$188.51	\$197.00
2 1/2"	\$239.17	\$256.91	\$268.47	\$280.55
3"	\$310.44	\$333.42	\$348.42	\$364.10
4"	\$514.07	\$552.02	\$576.86	\$602.82
6"	\$1,023.14	\$1,098.52	\$1,147.95	\$1,199.61
8"	\$1,634.02	\$1,754.33	\$1,833.27	\$1,915.77
10"	\$2,346.71	\$2,519.43	\$2,632.80	\$2,751.28



Proposed usage fees

Current
\$4.26
7/1/25
\$4.43
1/1/26
\$4.63
1/1/27
\$4.84

How to protest or object

You may speak at the public hearing, but protests and objections must be made in writing (see below). Timely protests and objections will be presented to the City Council/CMWD Board. Objections will be responded to in writing before the public hearing.

	Protest	Objection
Purpose	Serves as a vote against the proposed increase(s)	Raises specific concerns about the proposed rate changes
Effect	If a majority of customers submit a protest, the rate increase(s) will not be passed	Preserves the right to challenge rate increases in a legal proceeding*
Deadline	April 22, 2025, by the close of the hearing	April 14, 2025, 5 p.m.
Form	Must be in writing and submitted in person or by mail	Must be in writing, and submitted in person, by mail or email
Required	Full name of customer (property owner or ratepayer) Specific rate(s) you are protesting Signature	List concerns with one or more of the proposed rate increases, rate structures or both Full name of customer (property owner or ratepayer) Contact information for agency to provide a written response before the close of the public hearing
Limitations	Must be submitted by a ratepayer or property owner Only 1 protest notice per parcel will be counted Emailed protests will not be counted	Must be submitted by a ratepayer or property owner
Where to submit	City of Carlsbad Office of the City Clerk 1200 Carlsbad Village Drive Carlsbad, CA 92008	City of Carlsbad Office of the City Clerk 1200 Carlsbad Village Drive Carlsbad, CA 92008 water@carlsbadca.gov

* Submitting an objection is part of the process for the "opt-in" exhaustion of administrative remedies established by Assembly Bill 2257, codified in Government Code Section 53759.1. If the proposed rates are adopted, there is a 120-day statute of limitations for challenging the proposed potable water, recycled water, and wastewater rates in court. The 120-day statute of limitations will begin the date the rates are adopted or the date the rate goes into effect, whichever is later.

WASTEWATER RATES

Proposed wastewater rates

The proposed rate increase will pay for costs of operations, maintenance and replacement of aging infrastructure.

The City of Carlsbad owns and maintains about \$2.1 billion in utilities infrastructure, including its own sewer system. Every day, the city collects over 6 million gallons of wastewater from homes and businesses and delivers it to a regional treatment plant.

Residential customers pay a flat monthly rate for wastewater services. Most non-residential customers pay a rate based on how much wastewater they put into the sewer system and what it takes to treat that wastewater.



Rate increases are needed to pay for maintaining and replacing aging infrastructure.

Customer Class	Current Rate	7/1/25	1/1/26	1/1/27
Single Family Resident (SFR)	\$51.74	\$59.85	\$68.22	\$77.77
SFR w/ Second Dwelling Unit	\$77.60	\$89.77	\$102.33	\$116.66
Multi Family Resident (MFR)	\$5.95	\$6.89	\$7.85	\$8.95
Mobile Home	\$5.95	\$6.89	\$7.85	\$8.95
GROUP II - Commercial 2	\$5.06	\$6.06	\$6.91	\$7.88
GROUP III - Commercial 3	\$7.21	\$8.01	\$9.13	\$10.41
GROUP IV - Commercial 4	\$12.61	\$12.90	\$14.71	\$16.76
Industrial Pretreatment Class III	\$8.14	\$9.03	\$10.29	\$11.73
Elementary School (per student)	\$1.02	\$1.18	\$1.34	\$1.53
Junior High School (per student)	\$1.53	\$1.77	\$2.01	\$2.30
High School (per student)	\$2.03	\$2.36	\$2.68	\$3.06
Boarding School (per student)	\$10.56	\$11.98	\$13.65	\$15.56
B1 – Brewery without a restaurant and hauls waste for outside treatment	\$5.06	\$6.06	\$6.91	\$7.88
B2 – Brewery without a restaurant that does not haul waste for outside treatment	\$14.06	\$14.63	\$16.67	\$19.01
B3 – Brewery with a restaurant and hauls waste for outside treatment	\$12.61	\$12.90	\$14.71	\$16.76
B4 – Brewery with a restaurant that does not haul waste for outside treatment	\$17.34	\$17.76	\$20.25	\$23.08

Rates are rounded to the nearest \$0.01.

Look inside ...

- Overview of proposed rates
 - Water
 - Wastewater
 - Recycled water
- Changes to water rate tiers
- How to protest or object



About 2/3 of the proposed water rate increase is driven by the rising cost of purchasing water from the San Diego County Water Authority, the region's water wholesaler.

Proposed water rates

If the proposed water rate increases are approved, Carlsbad will still have among the lowest rates in the region.

