



Adopted Master Fee Schedule FY 2021-22

All Fees Within, except Trash Collection Rates,
Effective September 1, 2021

Trash Collection Rates Effective July 1, 2021

Contents

Section 1 – General City Service Fees, Deposits, Rates, Penalties and Fines

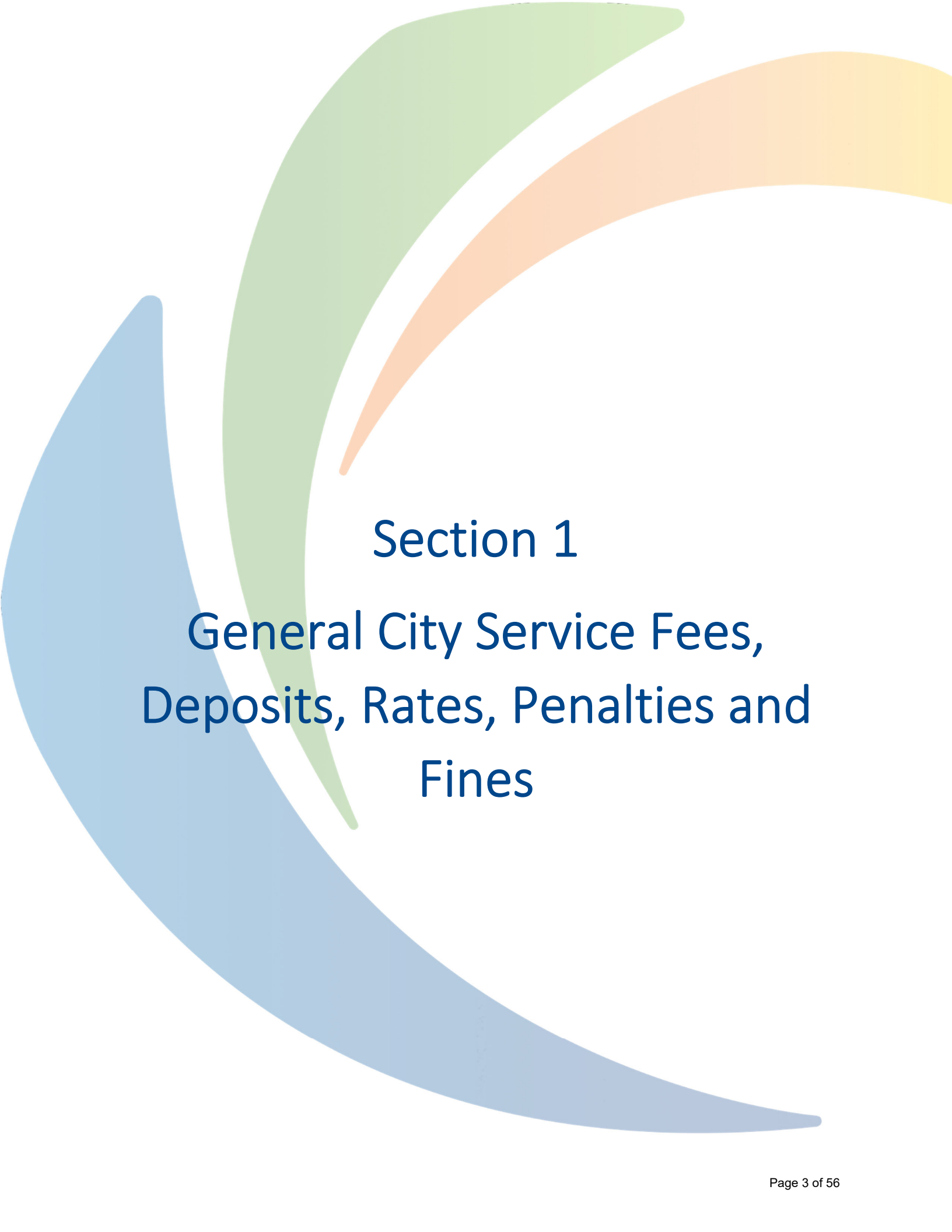
Miscellaneous Fees and Returned Checks.....	4
Deposits and Securities.....	5
Special Events and Safety Training Center.....	6
Ambulance and Street Light Energizing	7
City Clerk Fees.....	8
Library Fees.....	9
Fire (Fire Extinguishing and Alarm Systems).....	10
Fire (Development Applications, Plan Review, and Inspection)	12
Fire (Annual Inspection and Fire Code Permits)	14
Police Department Fees.....	16
Administrative and Vehicle, Traffic, and Parking Penalties	17
Trash Collection Rates.....	18
Utility Account and Service Fees.....	22
Utility Meter Installation and Connection	24
Utility (San Diego County Water Authority)	26

Section 2 – Development Related Fees

Planning Department Fees	28
Engineering Department Fees	32
Building (New Construction, Additions and Major Remodels)	37
Building (Minor/Miscellaneous Residential & Commercial Improvements)	42
Building (Plumbing, Mechanical, and Electrical).....	45
Building (Simple Single or Combination Permits List).....	47

Section 3 – Development Impact Fees

Bridge and Thoroughfare District 2 Map	49
Local Facilities Management Zones Map.....	50
Park in Lieu Fees, Park Districts Map	51
Planned Local Drainage Fee Areas and Map.....	52
Sewer Benefit Area and Connection Fees Map	54
Affordable Housing, Habitat Mitigation, and Traffic	56



Section 1

General City Service Fees, Deposits, Rates, Penalties and Fines

	Fee Name	Fee Type	Notes	Fee/Deposit
Miscellaneous Fees				
	Administrative Fee for 1915 Act Bond Call - 1% of principal being repaid (All Assessment Districts using 1915 Act Bonds)	each	[1]	\$50 min/\$500 max
	Business License - additional CA fee	each	[3],[5]	\$ 4.00
	Business License - master list of active business licenses	each	[2]	\$ 31.00
	Business License - monthly list of new licenses	each	[2]	\$ 6.00
	Cable Channel Administration Fee	per hour	[2]	\$ 94.00
	City Publications	each	[1]	Copy Charge
	Community Facilities District Annexation - City Labor (Plus actual consultants costs)	each	[2]	\$ 1,504.00
	Electric Vehicle Charging Fee	per kWh	[1]	\$0.35
	GIS - digital data delivery, production of new documents, reproduction of existing documents, and technical services	per hour	[1]	Actual Cost
	Hearing Disposition Services for Parking Citations - Personal Hearings	each	[1]	Actual Cost
	Hearing Disposition Services for Parking Citations - Written Review	each	[1]	Actual Cost
	Processing fee for transient occupancy tax payments made by credit card (fee based on transaction value)	per transaction	[1],[6]	2.00%
Returned Check Fee				
	First Returned Check	each	[4]	\$ 25.00
	Each Additional Check	each	[4]	\$ 35.00

[Notes]

- [1] Set per City policy
- [2] Set per 2021 - Cost of Service Study and Fee Schedule Update
- [3] Set per CA Government Code 4467
- [4] Set per CA Civil Code 1719
- [5] Business license tax, set per Carlsbad Municipal Code 5.08.010, is separate from these fees.
- [6] Effective September 13, 2021

	Fee Name	Fee Type	Notes	Fee/Deposit
Deposits and Securities				
	The city may require a security be provided to ensure work related to a project is completed in accordance with the Carlsbad Municipal Code and development agreements executed with the city. This information is to help understand the standard structure of how these deposits and securities are calculated. The security amounts are calculated using final city-approved cost estimates, not initial or draft estimates during plan check.			
	Grading and Erosion Control			
	Grading Security (with approved plans)	deposit	[1],[3]	Based on Grading Cost Estimate
	Grading Cash Deposit	deposit	[1],[3]	Up to 10% of total grading security
	Development/Subdivision Improvements			
	Faithful Performance Security	deposit	[1],[3]	Based on Improvement Cost Estimate
	Labor and Materials Security	deposit	[1],[3]	50% of Faithful Performance Security
	Monumentation Security	deposit	[1],[3]	Based on Total Cost of Monumentation

[Notes]

- [1] Set per City policy
- [2] Set per 2021 - Cost of Service Study and Fee Schedule Update
- [3] Per CA Government Code 53079, 1% shall be deducted from any interest due.

	Fee Name	Fee Type	Notes	Fee/Deposit
Special Events Fees				
	Full details on how to apply for a Special Event Application can be referenced in the Special Event Reference Handbook available on the City of Carlsbad website. The below fees are listed for reference only and may not be representative of the entirety of a Special Event Application cost. A valid, unexpired City of Carlsbad Business License is required for all special event applicants. Carlsbad Municipal Code Section 8.17.070 CMC requires an applicant to pay a non-refundable fee to allow third party vendors to participate under the applicant's business License.			
	Special Event Application - Minor - 2 or less intersections (fee + services rendered)	each	[1],[3]	\$ 134.00
	Special Event Application - Major - 3 or more intersections (fee + services rendered)	each	[1],[3]	\$ 401.00
	Special Event Application - Third party Vendor Fee	per day	[1],[3]	\$ 90.00
	Special Event City Services - Staff Time	per hour	[1]	Actual Cost
Safety Training Center Facility Fees				
	One Shooting Range	full day	[1]	\$ 1,167.00
	One Shooting Range	1/2 day	[1]	\$ 584.00
	Two Shooting Ranges	full day	[1]	\$ 1,311.00
	Two Shooting Ranges	1/2 day	[1]	\$ 686.00
	Classroom	full day	[1]	\$ 553.00
	Classroom	1/2 day	[1]	\$ 317.00
	Confined Space Prop	full day	[1]	\$ 614.00
	Confined Space Prop	1/2 day	[1]	\$ 307.00
	Grinder	full day	[1]	\$ 440.00
	Grinder	1/2 day	[1]	\$ 256.00
	Grinder/Commercial Prop (No Fire Ops)	full day	[1]	\$ 635.00
	Grinder/Commercial Prop (No Fire Ops)	1/2 day	[1]	\$ 317.00
	Grinder/Residential Prop (No Fire Ops)	full day	[1]	\$ 635.00
	Grinder/Residential Prop (No Fire Ops)	1/2 day	[1]	\$ 317.00
	PriSim (Training Simulator)	full day	[1]	\$ 500.00
	PriSim (Training Simulator)	1/2 day	[1]	\$ 250.00
	Pump Draft Pit	full day	[1]	\$ 400.00
	Pump Draft Pit	1/2 day	[1]	\$ 200.00
	Streetscape	full day	[1]	\$ 154.00
	Streetscape	1/2 day	[1]	\$ 113.00
	Special Events Recovery - Hourly	hourly	[1]	\$ 51.00
	Shooting Range - Hourly	hourly	[1]	\$ 118.00
	Shooting Range Hazardous Waste Disposal Fees	each	[1],[4]	\$ 200.00

[Notes]

- [1] Set per City policy
- [2] Set per 2021 - Cost of Service Study and Fee Schedule Update
- [3] Carlsbad Municipal Code 8.17 defines and outlines Special Events which may require a permitting.
- [4] Fee charged as determined by staff

	Fee Name	Fee Type	Notes	Fee/Deposit
Ambulance Fees				
	Assessment/Non-Transport with medication given. No charge for assessment if no medication given and non-transport.	per	[1]	\$ 213.00
	Advanced Life Support 1 - Resident and Non-Resident - plus Level I or Level II supplies and medications	per	[1]	\$ 1,224.00
	Advanced Life Support 2 - Non-Resident - plus Level II supplies and medications	per	[1]	\$ 1,437.00
	Advanced Life Support 2 - Resident - plus Level II supplies and medications	per	[1]	\$ 1,331.00
	Basic Life Support - Resident and Non-Resident	per	[1]	\$ 999.00
	Mileage Charge	mile	[1]	\$ 24.00
	Oxygen Charge	per	[1]	\$ 80.00
Street Light Energizing Fees				
	40 watts	each	[3]	\$ 74.00
	45 watts	each	[3]	\$ 80.00
	70 watts	each	[3]	\$ 107.00
	85 watts	each	[3]	\$ 125.00
	100 watts	each	[3]	\$ 141.00
	150 watts	each	[3]	\$ 198.00
	200 watts	each	[3]	\$ 254.00
	250 watts	each	[3]	\$ 311.00

[Notes]

- [1] Set per City policy
- [2] Set per 2021 - Cost of Service Study and Fee Schedule Update
- [3] Street Light Energizing Fees are the cost for energizing each street light for eighteen months, and include a \$30.00 charge per light for connecting the light to an SDG&E service point.

	Fee Name	Fee Type	Notes	Fee/Deposit
City Clerk Fees				
	Candidate Filing Fee	each	[3]	\$ 25.00
	Notice of Intention to Circulate Initiative Petition	each	[4]	\$ 200.00
	Certification Fee	each	[1]	\$ 24.00
Subpoena Fees				
	Deposition Subpoena	per day	[5]	\$ 275.00
	Records Subpoena - research	per hour	[6]	\$ 17.00
Copy Fees				
	Copies & Printing - Black & White	each	[1]	\$ 0.10
	Copies & Printing - Color	each	[1]	\$ 0.10
	Copies & Printing - Large Scale Drawings (24" x 36")	per sheet	[1]	\$ 5.00
	CD Copy	each	[1]	Actual Cost
	DVD Copy	each	[1]	Actual Cost
	USB Drive Copy	each	[1]	Actual Cost
FPPC Fees				
	Campaign Statements	per page	[7]	\$ 0.10
	Conflict of Interest Statement	per page	[7]	\$ 0.10
	Fees for services not listed will be determined on a case-by-case basis. It will be based on the fully burdened hourly rate and the time of service provided.	per hour	[2]	\$ 107.00

[Notes]

- [1] Set per City policy
- [2] Set per 2021 - Cost of Service Study and Fee Schedule Update
- [3] Set per City of Carlsbad Municipal Code 1.12.010
- [4] Maximum limit set per CA Elections Code 9202
- [5] Set per CA Government Code 68096.1(b)
- [6] Maximum limit set per CA Evidence Code 1563(b)(1)
- [7] Set per CA Government Code 81008

	Fee Name	Fee Type	Notes	Fee/Deposit
Library Fees				
	Copies & Printing - Black & White	each	[1]	\$ 0.20
	Copies & Printing - Color	each	[1]	\$ 1.00
	Account Collection Fee	per item	[1]	\$ 10.00
	Hold Request Non-Pickup Fee	per item	[2]	\$ 1.00
	Borrowing - Audio/Visual Equipment	per day, per item	[1]	\$ 5.00
	Overdue Fines - Audio/Visual Equipment	per day, per item	[1]	\$ 5.00
	Card Replacement	per card	[2]	\$ 2.00
	Overdue Fines - DVD/Video Game	per day, per item	[1]	\$ 1.00
	Overdue Fines - Juvenile Material	per day, per item	[1]	\$ 0.10
	Overdue Fines	per day, per item	[1]	\$ 0.25
	Carlsbad History Collection Photo Fee	per request	[1]	Actual Cost
	Inter Loan	per request	[2]	\$ 6.00
	Lost/Damaged Item Processing fee	per item	[2]	\$ 6.00
	Lost/Damaged Item	per item	[1]	List Price
	Fees for services not listed will be determined on a case-by-case basis. It will be based on the fully burdened hourly rate and the time of service provided.	per hour	[2]	\$ 12.00

[Notes]

[1] Set per City policy

[2] Set per 2021 - Cost of Service Study and Fee Schedule Update

	Fee Name	Fee Type	Notes	Fee/Deposit
FIRE EXTINGUISHING AND ALARM SYSTEMS				
	New Sprinkler System			
	ESFR Fire Sprinkler System (Initial system)	each	[2]	\$ 944.00
	Each additional System	each	[2]	\$ 261.00
	Per Additional Inspection	each	[2]	\$ 112.00
	ESFR Fire Sprinkler System with In-Rack Sprinklers	each	[2]	\$ 1,093.00
	Each additional System	each	[2]	\$ 261.00
	Per Additional Inspection	each	[2]	\$ 112.00
	Fire Pump (first pump)	each	[2]	\$ 869.00
	Each Additional pump	each	[2]	\$ 298.00
	NFPA 13 System < 100 heads	each	[2]	\$ 682.00
	Per Additional Inspection	each	[2]	\$ 112.00
	Per Additional Plan Type	each	[2]	\$ 149.00
	NFPA 13 System > 100 heads (includes one riser)	each	[2]	\$ 944.00
	Each Additional Riser	each	[2]	\$ 261.00
	Per Additional Inspection	each	[2]	\$ 112.00
	Per Additional Plan Type	each	[2]	\$ 149.00
	NFPA 13R System 3-16 units (per building)	each	[2]	\$ 944.00
	Per Additional Inspection (per building)	each	[2]	\$ 149.00
	Per Additional Plan Type	each	[2]	\$ 149.00
	NFPA 13D Single Family System (Plan Review Per Initial or Single Plan Type)	each	[2]	\$ 271.00
	Per Additional Plan Type	each	[2]	\$ 149.00
	NFPA 13D Single Family System (Inspection Per Building)	each	[2]	\$ 137.00
	Underground Piping with up to 4 Hydrants/Risers	each	[2]	\$ 831.00
	Underground Piping with 5 or more Hydrants/Risers	each	[2],[3]	\$ 1,096.00
	Tenant Improvement Sprinkler System			
	NFPA 13 or 13R System 6 heads or less	each	[2]	\$ 137.00
	NFPA 13 or 13R System 7 - 100 heads	each	[2]	\$ 607.00
	Per Additional Inspection	each	[2]	\$ 149.00
	Per Additional Plan Type	each	[2]	\$ 149.00
	NFPA 13 or 13R System > 100 heads	each	[2]	\$ 719.00
	Per Additional Inspection	each	[2]	\$ 149.00
	Per Additional Plan Type	each	[2]	\$ 149.00

	Fee Name	Fee Type	Notes	Fee/Deposit
	Other Extinguishing Systems			
	Gas Systems (Med Gas, Industrial Gas, LPG)	each	[2]	\$ 458.00
	Hood & Duct Extinguishing System	each	[2]	\$ 458.00
	Each additional System	each	[2]	\$ 224.00
	Pre-Action System with Alarm	each	[2]	\$ 607.00
	Refrigeration Systems < 500 lbs.	each	[2]	\$ 794.00
	Refrigeration Systems > 500 lbs.	each	[2]	\$ 1,354.00
	Special Equipment (Ovens, Dust, Battery)	each	[2]	\$ 458.00
	Special Extinguishing System	each	[2]	\$ 644.00
	Spray Booths	each	[2]	\$ 458.00
	Alarm Systems			
	New Alarm System	each	[2]	\$ 1,392.00
	Per Additional Inspection	each	[2]	\$ 149.00
	Per Additional Plan Type	each	[2]	\$ 149.00
	Sprinkler Monitoring	each	[2]	\$ 421.00
	Per Additional Inspection	each	[2]	\$ 149.00
	Per Additional Plan Type	each	[2]	\$ 149.00
	Tenant Improvement Fire Alarm System	each	[2]	\$ 682.00
	Per Additional Inspection	each	[2]	\$ 149.00
	Per Additional Plan Type	each	[2]	\$ 149.00

	Fee Name	Fee Type	Notes	Fee/Deposit
DEVELOPMENT APPLICATIONS, PLAN REVIEW AND INSPECTION				
	Building Construction Plan (Architectural Review)			
	A-1 Occupancies - New	each	[2]	\$ 1,306.00
	A-1 Occupancies - Tenant Improvements	each	[2]	\$ 999.00
	A-2 & A-3 Occupancies - New	each	[2]	\$ 896.00
	A-2 & A-3 Occupancies - Tenant Improvements	each	[2]	\$ 691.00
	A-4 & A-5 Occupancies - New	each	[2]	\$ 1,306.00
	A-4 & A-5 Occupancies - Tenant Improvements	each	[2]	\$ 999.00
	E Occupancies - New	each	[2]	\$ 1,306.00
	E Occupancies - Tenant Improvements	each	[2]	\$ 999.00
	E Occupancies (Daycare only)	each	[2]	\$ 523.00
	F Occupancies - New	each	[2]	\$ 896.00
	F Occupancies - Tenant Improvements	each	[2]	\$ 691.00
	H Occupancies (not including Chem Class) - New	each	[2]	\$ 896.00
	H Occupancies (not including Chem Class) - Tenant Improvements	each	[2]	\$ 691.00
	I Occupancies - New	each	[2]	\$ 896.00
	I Occupancies - Tenant Improvements	each	[2]	\$ 691.00
	L Occupancies - New	each	[2]	\$ 523.00
	L Occupancies - Tenant Improvements	each	[2]	\$ 411.00
	R-1 & R-2 Occupancies <50 units New	flat	[2]	\$ 1,306.00
	R-1 & R-2 Occupancies ≥50 units New	flat	[2]	\$ 1,615.00
	R-3 Townhomes New	each	[2]	\$ 896.00
	R Occupancies All - Tenant Improvements	each	[2]	\$ 691.00
	S Occupancies < 50,000sq. ft. New	flat	[2]	\$ 523.00
	S Occupancies < 50,000sq. ft. - Tenant Improvements	flat	[2]	\$ 411.00
	S Occupancies ≥ 50,000sq. ft. New	flat	[2]	\$ 971.00
	S Occupancies ≥ 50,000sq. ft. - Tenant Improvements	flat	[2]	\$ 746.00
	Plan Review and Inspection			
	Hazardous Materials Storage			
	Chem Class <10 Chemicals	flat	[2]	\$ 533.00
	Chem Class 10- 25 Chemicals	flat	[2]	\$ 831.00
	Chem Class 26 - 100 Chemicals	flat	[2]	\$ 1,204.00
	Chem Class >100 Chemicals	flat	[2]	\$ 1,578.00
	Fire Department Access & Fire Lanes	flat	[2]	\$ 271.00
	High Piled Storage	flat	[2]	\$ 831.00
	High Rise Structure greater than 55 feet			\$ 373.00
	Per Additional Floor	flat	[2]	\$ 298.00
	Storage Tanks			
	Aboveground Storage Tanks (First tank)	each	[2]	\$ 794.00
	Underground Storage Tanks (First tank)	each	[2]	\$ 719.00
	Each Additional Tank	each	[2]	\$ 112.00

	Fee Name	Fee Type	Notes	Fee/Deposit
	Vegetation Fuel Modification			
	Custom Home	flat	[2]	\$ 533.00
	Tract <75 Homes	flat	[2]	\$ 981.00
	Tract ≥75 Homes	flat	[2]	\$ 1,429.00
	Smoke Control - Rationale Analysis & Plan Review			\$ 1,504.00
	Other Fire Fees			
	Aerial Fireworks Display			
	Major	each	[2]	\$ 1,419.00
	Minor	each	[2]	\$ 821.00
	Plan Review			
	Processing Fee	each	[2]	\$ 25.00
	Per Hour - Overtime	hourly	[2]	\$ 162.00
	Per Hour - Regular Office Hours	hourly	[2]	\$ 149.00
	Hourly Services for: Alternate Methods and Materials Review, Time			
	First Hour	each	[2]	\$ 175.00
	Each Additional Hour	hourly	[2]	\$ 149.00
	Plan Resubmittal (3rd and Subsequent Submittal, per hour)	hourly	[2]	\$ 149.00
	Reinspection (Per inspection)	each	[2]	\$ 212.00
	Tent Permit (Not associated with special events)			
	Single tent	each	[2]	\$ 224.00
	2-5 tents	flat	[2]	\$ 448.00
	6 or more tents	flat	[2]	\$ 598.00
	Weed Abatement Administrative Fee			\$ 298.00
	Fire Nuisance Alarm - 1st response in 12 month period	each	[1]	\$ -
	Fire Nuisance Alarm - 2nd response in 12 month period	each	[1]	\$ 89.00
	Fire Nuisance Alarm - 3rd response in 12 month period	each	[1]	\$ 177.00
	Fire Nuisance Alarm - each additional response thereafter	each	[1]	\$ 348.00
	Fire Nuisance Alarm - each billing	each	[1]	\$ 12.00
	Special Events Application Processing			
	Minor: Events that may impact emergency operations equipment or access and have attendance or participation of under 1,500 persons (Building and Safety)			
	Single tent	each	[2],[6]	\$ 25.00
	2-5 tents	flat	[2],[6]	\$ 149.00
	6 or more tents	each	[2],[6]	\$ 25.00
	Major: Events that may impact emergency operations equipment or access and have attendance or participation of 1,500 or more persons (Building and Safety)	each	[2],[6]	\$ 149.00
	Miscellaneous: Events that may impact emergency operations equipment or access and may only require an over the counter submittal	each	[2],[6]	\$ 25.00
	Special Events - Fire Prevention/Operations Support Prior To/During Event	each	[2],[6]	Actual Cost

	Fee Name	Fee Type	Notes	Fee/Deposit
ANNUAL INSPECTIONS AND FIRE CODE PERMITS				
	Annual Inspections for the following Occupancies:			
	Care Facility for more than 6 ambulatory & non-ambulatory clients	each	[2],[4]	\$ 162.00
	Hospitals, Nursing homes, Mental hospitals, Detoxification and Surgery Centers	each	[2],[4]	\$ 311.00
	Commercial Care Facility (i.e. Child, Drug & Alcohol, Juvenile, & etc.)	each	[2],[4]	\$ 162.00
	Pre-Inspection Residential Care Facility (i.e. Single Family Residences)	each	[2],[4]	\$ 162.00
	High Rise Facility > 75 ft. (per floor of building)	each	[2],[4]	\$ 162.00
	Public or Private School		[2],[4]	\$ -
	Pre-School	each	[2],[4]	\$ 373.00
	Elementary/Middle School	each	[2],[4]	\$ 598.00
	High School	each	[2],[4]	\$ 896.00
	State Mandated Hotel and Motel Inspection			
	1-5 Buildings per property	flat	[2],[4]	\$ 523.00
	6-10 Buildings per property	flat	[2],[4]	\$ 896.00
	11 or more buildings per property	flat	[2],[4]	\$ 1,120.00
	State Mandated Apartment Inspection			
	3-10 units per building	flat	[2],[4]	\$ 187.00
	11-40 units per building	flat	[2],[4]	\$ 224.00
	Greater than 40 units per building	flat	[2],[4]	\$ 299.00
	Fire Code Permits - Initial Permit			
	Tier 1	each	[2],[5]	\$ 162.00
	Tier 2	each	[2],[5]	\$ 311.00
	Tier 3	each	[2],[5]	\$ 461.00
	Fire Code Permits - Annual Renewal Permit			
	Tier 1	each	[2],[5]	\$ 87.00
	Tier 2	each	[2],[5]	\$ 162.00
	Tier 3	each	[2],[5]	\$ 237.00
	Assembly			
	< 300 people	flat	[2]	\$ 162.00
	> 300 people	flat	[2]	\$ 311.00
	All Other Occupancies Annual Inspections			
	Tier 1 - 5,000 s.f. or less	flat	[2]	\$ 124.00
	Tier 2 - 5,001 to 20,000 s.f.	flat	[2]	\$ 199.00
	Tier 3 - 20,001 and greater	flat	[2]	\$ 311.00
	Fees for services not listed will be determined on a case-by-case basis. It will be based on the fully burdened hourly rate and the time of service provided.	per hour	[2]	\$ 149.00

	Fee Name	Fee Type	Notes	Fee/Deposit
--	----------	----------	-------	-------------

[Notes]

- [1] Set per City policy
- [2] Set per 2021 - Cost of Service Study and Fee Schedule Update
- [3] Additional Reinspection fees shall apply for phased inspection projects at the discretion of the Fire Marshall
- [4] All annual inspection fees shall include time for the initial inspection and 1 reinspection. All subsequent reinspection shall be charged an additional rate per inspection.
- [5] Tier 1 – Candles – Open Flame; Cryogenics; Dry Cleaning; Liquefied Petroleum Gas (LPG); Motor Vehicle Fuel Dispensing; Industrial Ovens; Hot Works; Welding

Tier 2 – Aerosol; Aviation Facility; Waste Handling; Carnival/Fair; Combustible Materials Storage; Compressed Gas; Dust Producing Operations; Flammable Liquids – Storage; Combustible Liquids – Storage; Flammable/Combustible Liquids – Tanks; Flammable/Combustible Liquids – AST/UST Removal; Fruit Ripening; Hazardous Materials; Magnesium Work; Repair Garage; Tire Storage; Explosives-Model Rockets

Tier 3 – Aircraft Refueling; Explosives – Blasting & Fireworks; High Piled Combustible Storage (HPS); Lumber Yards & Woodworking Plants; Refrigeration Equipment; Spraying or Dipping Operations;

Package Permits – All permits associated in the following activities are included in the Tier priced above: Dry Cleaning; Motor Vehicle Fuel Dispensing; Repair Garage; Welding
- [6] Additional fees for Standby of fire personnel and equipment during event will apply.

	Fee Name	Fee Type	Notes	Fee/Deposit
Police Fees				
	Audio / Photos on Disk	each	[2]	\$ 37.00
	Burglary Alarm Registration Fee	each	[2]	\$ 24.00
	False Alarm Response - Second Occurrence	each	[2]	\$ 33.00
	False Alarm Response - Additional Occurrence	each	[2]	\$ 62.00
	Excess False Alarm Panic Response - Robbery	each	[3]	\$ 100.00
	Excess False Alarm Panic Response - Burglary	each	[3]	\$ 100.00
	Copy Investigation Record	each	[2]	\$ 51.00
	Dispatch Records Searches	per query	[2]	\$ 19.00
	Entertainment License	each	[2]	\$ 260.00
	Fingerprinting processing Fee	each	[2],[5]	\$ 22.00
	Fix-It Ticket - moving violation	each	[2],[6]	\$ 18.00
	Fix-It Ticket - parking/registration violation	each	[2],[6]	\$ 11.00
	Handicap Placard Violation Waiver Processing Fee	each	[2],[7]	\$ 24.00
	Photograph Copy - Subpoena or Records requests that require retrieval in QueTel evidence program.	each	[2]	\$ 18.00
	Police/Fire - Emergency Response DUI Traffic Collision (max \$12,000 per incident)	each	[1]	Actual Cost
	Production of body worn camera videos. Staff time per hour of production and redaction of videos.	each	[1]	Actual Cost
	Report Copy Fee (Free to Victim)	each	[2]	\$ 11.00
	Rental of Conference rooms to Safety Personnel	each	[2]	\$ 195.00
	Storage/Impounded Vehicle Administrative Charge	each	[2]	\$ 135.00
	Administrative Fee - DUI	each	[1]	\$ 20.00
	Massage license permit (plus fingerprint processing fee)	each	[4]	\$ 136.00
	Fees for services not listed will be determined on a case-by-case basis. It will be based on the fully burdened hourly rate and the time of service provided.	per hour	[2]	\$ 74.00

[Notes]

- [1] Set per City policy
- [2] Set per 2021 - Cost of Service Study and Fee Schedule Update
- [3] Set per City of Carlsbad Municipal Code 8.50.080 [E]
- [4] Set per City of Carlsbad Municipal Code 5.16.070
- [5] Plus actual cost from processing agency
- [6] Requires proof of correction
- [7] Waived with proof of correction

	Fee Name	Fee Type	Notes	Fee/Deposit
Administrative Citation Penalties				
	1st Violation of a City Ordinance	each	[3]	\$ 100.00
	2nd Violation of a City Ordinance	each	[3]	\$ 200.00
	3rd Violation of a City Ordinance	each	[3]	\$ 500.00
	Subsequent violation of same ordinance within one year	each	[3]	\$ 500.00
Vehicle, Traffic, and Parking Civil Penalties				
	CA Vehicle Code Parking Violation, if not specified by separate fee amount (rounded)	each	[4]	\$ 48.00
	CA VC 22500(i) BUS ZONE	each	[4]	\$ 263.00
	CA VC 22500(l) CURB CUT/DISABLED ACCESS	each	[4]	\$ 343.00
	CA VC 22507.8 (a)-(c) DISABLED PARKING SPACE / ACCESS AREA / LOADING AREA	each	[4]	\$ 343.00
	CA VC 22522 SIDEWALK ACCESS RAMP 3FT AWAY	each	[4]	\$ 343.00
	CA VC 22526 (a)(b) BLOCK INTERSECTION/GRIDLOCK	each	[4]	\$ 63.00
	CA Vehicle Code Violation for Equipment, if not specified by separate fee amount (rounded)	each	[4]	\$ 38.00
	CA VC 4000(a) EXPIRED REGISTRATION	each	[4]	\$ 63.00
	CA VC 26100C TINTED COVERS ON HEADLIGHTS	each	[4]	\$ 48.00
	CA VC 28071 PASSENGER CAR BUMPERS REQUIRED	each	[4]	\$ 88.00
	Carlsbad Municipal Code Parking Violations, if violation not established by the CA Vehicle Code Parking Violation or CA Vehicle Code Equipment Violation.	each	[1]	\$ 50.00

[Notes]

- [1] Set per City policy
- [2] Set per 2021 - Cost of Service Study and Fee Schedule Update
- [3] Set per City of Carlsbad Resolution 2001-167 and limit set per CA Government Code Section 36900 [B]
- [4] Set per City Policy to the San Diego County Sheriff's Department Parking Fee Violation Table.

	Fee Name	Fee Type	Notes	Fee/Deposit
Trash Collection Rates (Stormwater fee included)				
Residential Services				
	Residential - per month (64 or 96 gallon cart)		[3]	\$ 24.20
	Residential - per month (35 gallon trash)		[3]	\$ 22.03
	Trash Collection - Residential - per month (backyard service)		[3]	\$ 30.48
	Extra trash cart beyond first cart		[3]	\$ 2.64
	Two additional Green Waste and/or Recycling carts will be free of charge, after each additional cart will be charged		[3]	\$ 2.64
Commercial Services				
	Commercial Cart (1-96 gal trash, 1-96 gal recycling)			
	One pick-up per week (1-96 gal cart - trash, 1-96 gal cart - recycling)		[3]	\$ 50.56
	Two pick-ups per week (1-96 gal cart - trash, 1-96 gal cart - recycling)		[3]	\$ 89.43
	Three pick-ups per week (1-96 gal cart - trash, 1-96 gal cart - recycling)		[3]	\$ 128.21
	One pick-up per week (1-96 gal cart - trash)		[3]	\$ 24.13
	Two pick-ups per week (1-96 gal cart - trash)		[3]	\$ 48.27
	Three pick-ups per week (1-96 gal cart - trash)		[3]	\$ 72.38
	Extra pick-up per week (1-96 gal cart - trash)		[3]	\$ 11.38
	Commercial Yard Bins			
	2-yard bin - one pick-up per week		[3]	\$ 86.33
	2-yard bin - two pick-ups per week		[3]	\$ 151.89
	2-yard bin - three pick-ups per week		[3]	\$ 217.54
	2-yard bin - four pick-ups per week		[3]	\$ 283.03
	2-yard bin - five pick-ups per week		[3]	\$ 348.68
	2-yard bin - six pick-ups per week		[3]	\$ 414.26
	2-yard bin - extra pick-up		[3]	\$ 41.54
	3-yard bin - one pick-up per week		[3]	\$ 117.27
	3-yard bin - two pick-ups per week		[3]	\$ 213.81
	3-yard bin - three pick-ups per week		[3]	\$ 310.32
	3-yard bin - four pick-ups per week		[3]	\$ 406.81
	3-yard bin - five pick-ups per week		[3]	\$ 503.36
	3-yard bin - six pick-ups per week		[3]	\$ 599.91
	3-yard bin - extra pick-up		[3]	\$ 55.73
	4-yard bin - one pick-up per week		[3]	\$ 156.37
	4-yard bin - two pick-ups per week		[3]	\$ 292.01
	4-yard bin - three pick-ups per week		[3]	\$ 427.69
	4-yard bin - four pick-ups per week		[3]	\$ 563.34
	4-yard bin - five pick-ups per week		[3]	\$ 698.99
	4-yard bin - six pick-ups per week		[3]	\$ 834.62
	4-yard bin - extra pick-up		[3]	\$ 66.68
	5-yard bin - one pick-up per week		[3]	\$ 195.52

	Fee Name	Fee Type	Notes	Fee/Deposit
	5-yard bin - two pick-ups per week		[3]	\$ 370.32
	5-yard bin - three pick-ups per week		[3]	\$ 545.10
	5-yard bin - four pick-ups per week		[3]	\$ 719.85
	5-yard bin - five pick-ups per week		[3]	\$ 894.65
	5-yard bin - six pick-ups per week		[3]	\$ 1,069.43
	5-yard bin - extra pick-up		[3]	\$ 77.61
	Commercial Split Bins (includes 2 locks)			
	One pick-up per week		[3]	\$ 94.72
	Two pick-ups per week		[3]	\$ 172.87
	Three pick-ups per week		[3]	\$ 251.00
	Four pick-ups per week		[3]	\$ 329.16
	Five pick-ups per week		[3]	\$ 407.28
	Six pick-ups per week		[3]	\$ 485.44
	Commercial Recycling			
	96 gal cart - one pick-up per week		[3]	\$ 22.22
	96 gal cart - two pick-ups per week		[3]	\$ 44.46
	96 gal cart - three pick-ups per week		[3]	\$ 66.66
	96 gal cart - extra pick-up		[3]	\$ 10.53
	3-yard bin - one pick-up per week		[3]	\$ 85.08
	3-yard bin - two pick-ups per week		[3]	\$ 143.92
	3-yard bin - three pick-ups per week		[3]	\$ 202.77
	3-yard bin - four pick-ups per week		[3]	\$ 261.59
	3-yard bin - five pick-ups per week		[3]	\$ 312.28
	3-yard bin - six pick-ups per week		[3]	\$ 374.51
	3-yard bin - seven pick-ups per week		[3]	\$ 436.93
	3-yard bin - extra pick-up		[3]	\$ 39.05
	4-yard bin - one pick-up per week		[3]	\$ 86.47
	4-yard bin - two pick-ups per week		[3]	\$ 146.27
	4-yard bin - three pick-ups per week		[3]	\$ 206.08
	4-yard bin - four pick-ups per week		[3]	\$ 265.87
	4-yard bin - five pick-ups per week		[3]	\$ 317.37
	4-yard bin - six pick-ups per week		[3]	\$ 380.60
	4-yard bin - seven pick-ups per week		[3]	\$ 444.05
	4-yard bin - extra pick-up		[3]	\$ 39.72
	Commercial Yard Waste			
	96 gal cart - one pick-up per week		[3]	\$ 25.01
	96 gal cart - extra pick up		[3]	\$ 11.04
	3-yard bin - one pick-up per week		[3]	\$ 135.28
	3-yard bin - two pick-ups per week		[3]	\$ 242.81
	Commercial Compactor			
	3-yard bin - one pick-up per week		[3]	\$ 164.53
	3-yard bin - two pick-ups per week		[3]	\$ 308.13
	3-yard bin - three pick-ups per week		[3]	\$ 451.70

	Fee Name	Fee Type	Notes	Fee/Deposit
	3-yard bin - four pick-ups per week		[3]	\$ 595.26
	3-yard bin - five pick-ups per week		[3]	\$ 738.87
	3-yard bin - six pick-ups per week		[3]	\$ 882.48
	3-yard bin - extra pick-up		[3]	\$ 66.91
	Special Haul Bin Rate - includes delivery fee			
	3-yard bin - one pick-up per week		[3]	\$ 144.15
	3-yard bin - two pick-ups per week		[3]	\$ 225.28
	3-yard bin - three pick-ups per week		[3]	\$ 306.39
	3-yard bin - four pick-ups per week		[3]	\$ 387.48
	3-yard bin - five pick-ups per week		[3]	\$ 468.61
	3-yard bin - six pick-ups per week		[3]	\$ 549.73
	3-yard bin - extra pick-up		[3]	\$ 47.07
	Construction and Demolition Recycling			
	Special Haul Bin (no Storm Water Fees) 1 week or less		[3]	\$ 101.84
	3-yard temporary C&D Recycling Bin		[3]	\$ 120.63
	4-yard temporary C&D Recycling Bin		[3]	\$ 131.09
	Other Fees and Charges			
	Bin Exchange		[3]	\$ 65.56
	Bin Lock Set Up Fee		[3]	\$ 40.97
	Locking Fee		[3]	\$ 15.57
	Overloaded Bins		[3]	\$ 56.76
	Bin paint charge fee - allowed 1 per year. After first paint within one year, there will be a charge per paint request.		[3]	\$ 113.45
	Bin that needs to be moved:			
	5 to 30 feet		[3]	\$ 5.74
	31 to 50 feet		[3]	\$ 7.79
	Additional 25 feet increments		[3]	\$ 7.79
	Special haul bin delivery		[3]	\$ 45.44
	Certified burial at Miramar plus special handling fee charged by Miramar		[3]	\$ 355.62
	Commercial Return to Service Fee - The return to service fee for two or more calls in a one-month period by a bin		[3]	\$ 73.08
	Copy Fee - The charge for copies requested by customers		[3]	\$ 1.56
	Delivery of extra cart		[3]	\$ 13.04
	Late Fee - There will be a minimum fee on any delinquent account - \$3 minimum charge		[3]	\$ 3.91
	Single and Multi-Family Residents - 3 bulky item pick ups per calendar year with 5 items maximum per pick up			
	Bulky Item - Exceeding 5 per pick up - First item		[3]	\$ 46.29
	Bulky Item - Exceeding 5 per pick up - each addl item		[3]	\$ 11.87
	Commercial Bin Customers shall be charged for bulky item pick-ups			
	Per Bulky Item - first item		[3]	\$ 46.29
	Per Bulky Item - each additional item		[3]	\$ 11.87
	Bulky Item requiring 2 people to handle		[3]	\$ 66.40

	Fee Name	Fee Type	Notes	Fee/Deposit
	Contamination Fee - to recover costs for separating solid waste placed in a recycling or green waste container or for arranging a special, unscheduled collection due to contamination.		[3]	\$ 58.99
	Scout service per bin per service		[3]	\$ 53.08
	Residential Return to Service Fee - The return to service fee for two or more calls in a one-month period by a residential customer		[3]	\$ 37.17
	Restart Fee - The fee for restarting commercial service when a permanent account has been terminated for non-payment.		[3]	\$ 22.30
	Roll off Service			
	Service Fee - Roll off service		[3]	\$ 242.11
	Disposal Fee per Ton (pass through)		[3]	\$ 49.05
	Roll off - Demurrage Per Day Charge		[3]	\$ 5.16
	Delivery		[3]	\$ 62.30
	Delivery Demo (includes signage)		[3]	\$ 63.43
	Relocation Charge onsite		[3]	\$ 48.67
	Relocation Charge offsite		[3]	\$ 69.46
	Wash Out Receiver Boxes		[3]	\$ 55.68
	Dead Run charge		[3]	\$ 83.47
	Standby charge after 5 minutes		[3]	\$ 2.21

[Notes]

- [1] Set per City policy
- [2] Set per 2021 - Cost of Service Study and Fee Schedule Update
- [3] Set per contract by Waste Management

	Fee Name	Fee Type	Notes	Fee/Deposit
Utility Account and Service Fees				
	Water Account Fees			
	Discontinuation of Service - Non-Payment (Shut-off)	each	[2]	\$ 44.00
	Service Reconnection (Non-Payment) - Same Day / Non-Business hours (After Hours Turn-On)	each	[2],[3]	\$ 196.00
	Continuity of Service	each	[2]	\$ 8.00
	Electronic Notice (in lieu of door hanger)	each	[2]	\$ 1.00
	Door Hanger Notice	each	[2]	\$ 18.00
	New Account Set Up (Admin)	each	[2]	\$ 37.00
	Service Reconnection for Non-Payment (Next Day) Business Hours (Next Scheduled Day Turn-On)	each	[2],[3]	\$ 72.00
	New Account Service Connection - (Same Day) Business Hours (Same Day Turn-On)	each	[2]	\$ 126.00
	Water Services Fees			
	Utility Standards and Specifications	each	[1]	Actual Cost
	Potable Water Meter - Construction Meter Deposit	deposit	[1]	\$ 900.00
	Potable Water Meter - Construction Meter Installation	each	[2]	\$ 211.00
	Potable Water Meter - Construction Meter Relocation	each	[2]	\$ 94.00
	Potable Backflow Preventer Annual Testing - 1st Notice	each, per month	[1]	\$ 3.00
	Potable Backflow Preventer Annual Testing - 2nd Notice	per month	[1]	\$ 12.00
	Potable Backflow Preventer Annual Testing - 3rd Notice	per month	[1]	\$ 36.00
	Potable Water Shutdown Fee	each	[1]	\$ 805.00
	Recycled Water Fees			
	Recycled Backflow Preventer Annual Testing - 2nd Notice	per month	[2]	\$ 12.00
	Recycled Backflow Preventer Annual Testing - 3rd Notice	per month	[2]	\$ 36.00
	Cross-Connection Inspection - County Department of Environmental Health (CDEH)	each	[2]	Actual Cost
	Recycled Backflow Preventer Annual Testing - 1st Notice	each, per month	[2]	\$ 3.00
	Cross-Connection Reinspection	each	[2]	\$ 151.00
	Recycled Water Meter - Construction Meter Deposit	deposit	[1]	\$ 900.00
	Recycled Water Meter - Construction Meter Installation	each	[2]	\$ 211.00
	Recycled Water Meter - Construction Meter Relocation	each	[2]	\$ 94.00
	E28 Recycled Water Shutdown - Actual Cost	each	[2]	\$ 805.00

	Fee Name	Fee Type	Notes	Fee/Deposit
	Wastewater Fees			
	Fats, Oils, and Grease (FOG) Fee	each	[1]	\$ 140.00
	Fees for services not listed will be determined on a case-by-case basis. It will be based on the fully burdened hourly rate and the time of service provided.	per hour	[2]	\$ 151.00

[Notes]

- [1] Set per City policy
- [2] Set per 2021 - Cost of Service Study and Fee Schedule Update
- [3] Maximum limited set per CA Health and Safety Code 1169149(a)(1)

	Fee Name	Fee Type	Notes	Fee/Deposit
Utility Meter Installation Fees				
	The following language is based on Carlsbad Municipal Water District Ordinance 45: Where a single family residential water meter is required to be 1" due to a fire sprinkler requirement, the Connection Fee, SDCWA System Capacity Charge and the Water Treatment Capacity Charge will be based on the size of the meter necessary to meet the water use requirements, not the actual meter size of 1". These fees are in addition to the Potable & Recycled Water Connection Fees and SDCWA Fee.			
	Potable Water (meter size, inches)			
	5/8" Displacement	per	[1]	\$ 364.00
	Fire Protection – 5/8" Displacement	per	[1]	\$ 364.00
	3/4" Displacement	per	[1]	\$ 371.00
	1" Displacement	per	[1]	\$ 404.00
	1-1/2" Displacement	per	[1]	\$ 579.00
	1-1/2" Turbo	per	[1]	\$ 710.00
	2" Displacement	per	[1]	\$ 781.00
	2" Turbo	per	[1]	\$ 996.00
	3" Ultrasonic	per	[1]	Actual Cost
	4" Ultrasonic	per	[1]	Actual Cost
	6" Ultrasonic	per	[1]	Actual Cost
	8" Ultrasonic	per	[1]	Actual Cost
	10" Ultrasonic	per	[1]	Actual Cost
	12" Ultrasonic	per	[1]	Actual Cost
	Recycled Water (meter size, inches)			
	5/8" Displacement	per	[1]	\$ 364.00
	Fire Protection – 5/8" Displacement	per	[1]	\$ 364.00
	3/4" Displacement	per	[1]	\$ 371.00
	1" Displacement	per	[1]	\$ 404.00
	1-1/2" Turbo	per	[1]	\$ 710.00
	2" Turbo	per	[1]	\$ 996.00
	3" Ultrasonic	per	[1]	Actual Cost
	4" Ultrasonic	per	[1]	Actual Cost
	6" Ultrasonic	per	[1]	Actual Cost
	8" Ultrasonic	per	[1]	Actual Cost
	10" Ultrasonic	per	[1]	Actual Cost
	12" Ultrasonic	per	[1]	Actual Cost

	Fee Name	Fee Type	Notes	Fee/Deposit
Utility Potable and Recycled Water Connection Fees (meter size, inches)				
	These fees are in addition to the Meter Installation Fees and SDCWA Fees.			
	Displacement			
	5/8"	each	[1]	\$ 4,526.00
	3/4"	each	[1]	\$ 6,453.00
	1"	each	[1]	\$ 10,184.00
	1-1/2"	each	[1]	\$ 19,237.00
	2"	each	[1]	\$ 28,970.00
	3"	each	[1]	\$ 49,013.00
	4"	each	[1]	\$ 76,242.00
	6"	each	[1]	\$ 141,591.00
	8"	each	[1]	\$ 167,351.00
	Turbo and Ultrasonic (All Irrigation Meters)			
	1-1/2"	each	[1]	\$ 22,583.00
	2"	each	[1]	\$ 36,211.00
	3"	each	[1]	\$ 76,242.00
	4"	each	[1]	\$ 217,834.00
	6"	each	[1]	\$ 435,659.00
	8"	each	[1]	\$ 610,132.00

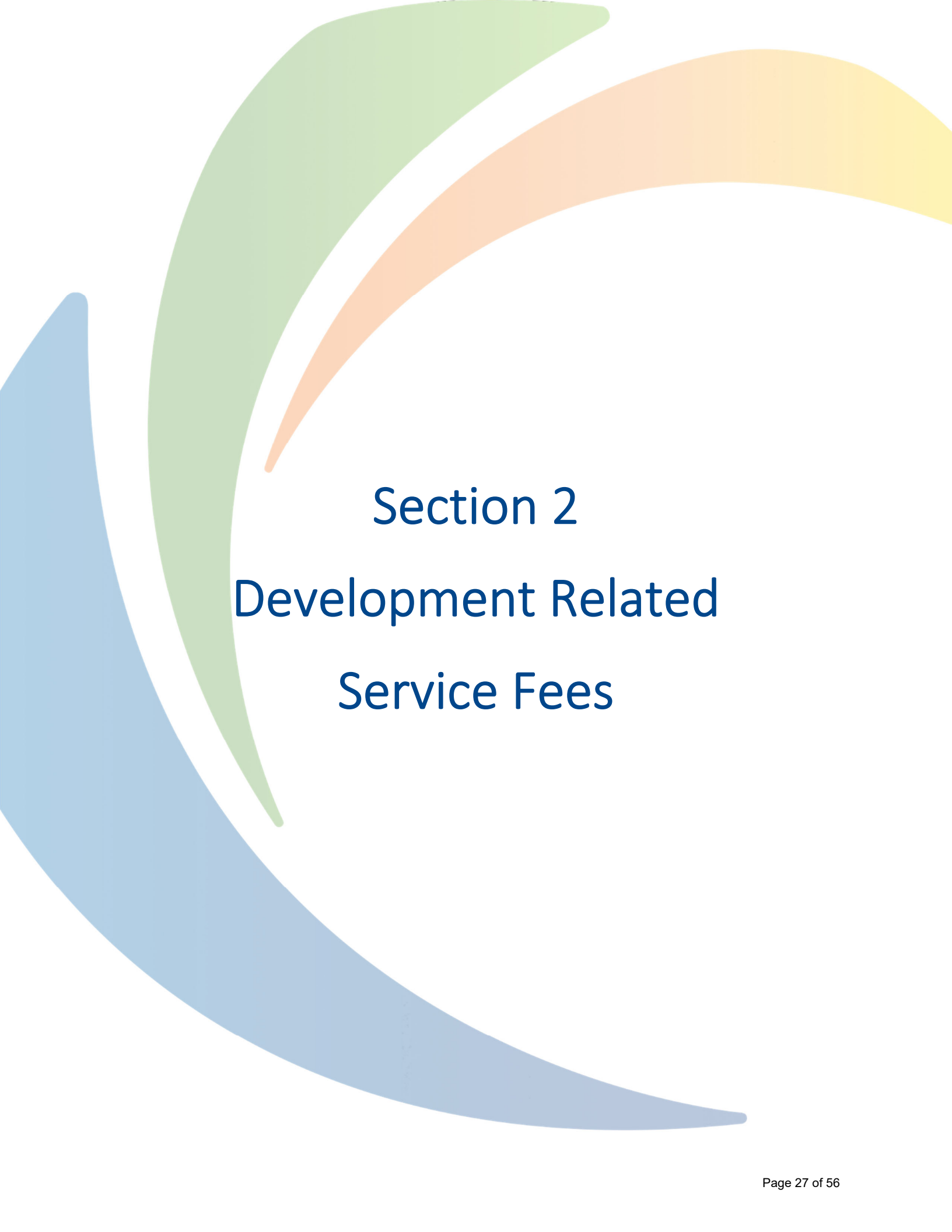
[Notes]

- [1] Set per City policy
- [2] Set per 2021 - Cost of Service Study and Fee Schedule Update

	Fee Name	Fee Type	Notes	Fee/Deposit
San Diego County Water Authority (SDCWA) Fees				
	The following language is based on Carlsbad Municipal Water District Ordinance 45: Where a single family residential water meter is required to be 1" due to a fire sprinkler requirement, the Connection Fee, SDCWA System Capacity Charge and the Water Treatment Capacity Charge will be based on the size of the meter necessary to meet the water use requirements, not the actual meter size of 1".			
	SDCWA System Capacity Charge (meter size, inches)			
	Fire Protection	per	[3]	Based on size of meter
	5/8" Displacement	per	[3]	\$ 5,312.00
	3/4" Displacement	per	[3]	\$ 5,312.00
	1" Displacement	per	[3]	\$ 8,499.00
	1-1/2" Displacement	per	[3]	\$ 15,936.00
	1-1/2" Turbo	per	[3]	\$ 15,936.00
	2" Displacement	per	[3]	\$ 27,622.00
	2" Turbo	per	[3]	\$ 27,622.00
	3"	per	[3]	\$ 50,995.00
	4"	per	[3]	\$ 87,117.00
	6"	per	[3]	\$ 159,360.00
	8"	per	[3]	\$ 276,224.00
	10"	per	[3]	\$ 414,336.00
	12"	per	[3]	\$ 701,184.00
	Water Treatment Capacity Charge (meter size, inches)			
	Fire Protection	per	[3]	Based on size of meter
	5/8" Displacement	per	[3]	\$ 148.00
	3/4" Displacement	per	[3]	\$ 148.00
	1" Displacement	per	[3]	\$ 237.00
	1-1/2" Displacement	per	[3]	\$ 444.00
	1-1/2" Turbo	per	[3]	\$ 444.00
	2" Displacement	per	[3]	\$ 770.00
	2" Turbo	per	[3]	\$ 770.00
	3"	per	[3]	\$ 1,421.00
	4"	per	[3]	\$ 2,427.00
	6"	per	[3]	\$ 4,440.00
	8"	per	[3]	\$ 7,696.00
	10"	per	[3]	\$ 11,544.00
	12"	per	[3]	\$ 19,536.00

[Notes]

- [1] Set per City policy
- [2] Set per 2021 - Cost of Service Study and Fee Schedule Update
- [3] These fees are set by San Diego County Water Authority, effective January 1, 2021, and are in addition to the Meter Installation Fees and Potable and Reclaimed Connection Fees.



Section 2

Development Related Service Fees

	Fee Name	Fee Type	Notes	Fee/Deposit
Planning Department Fees				
	Agricultural Mitigation Fee	per net converted acre	[1]	\$ 10,000.00
	Amendments and Revisions to Approved Projects	flat	[1]	50% of current application fee
	Appeals to Planning Commission / City Council		[2]	\$ 786.00
	Building Plan Review			
	Minor Projects, per permit	each	[3]	\$ 98.00
	Major Projects, per permit	each	[4]	\$ 295.00
	Coastal Development Permit (CDP)			
	2 - 4 unit or lot subdivision and SFD w/ bluff	per unit/lot - whichever is greater	[2]	\$ 2,629.00
	5 or more units or lot subdivision	per permit	[2]	\$ 4,280.00
	Emergency	flat	[2]	\$ 532.00
	Exemption	flat	[2]	\$ 293.00
	Minor Permit	flat	[2]	\$ 1,032.00
	Non-Residential + 10 cents per square foot	flat	[2]	\$ 1,165.00
	Single Family Lot	flat	[2]	\$ 1,298.00
	Conditional Use Permit (CUP)			
	Within Biological Habitat Preserve	flat	[2]	\$ 1,018.00
	Minor	flat	[2]	\$ 905.00
	Regular	flat	[2]	\$ 5,405.00
	Daycare Permit (7 - 14 Children)	flat	[2]	\$ 253.00
	Environmental Impact Assessment (EIA)			
	Initial Study - NEGATIVE DECLARATION	flat	[2]	\$ 2,083.00
	Initial Study - MITIGATED NEG DEC	flat	[2]	\$ 1,146.00
	Environmental Impact Report (EIR)			
	Addendum			
	First 20 hours of project planner	base fee (flat)	[2]	\$ 3,028.00
	>20 hours of project planner	per hour	[2]	\$ 98.00
	Focused/Supplemental (requiring a public hearing)			
	First 120 hours of project planner and 20 hours of project engineer	base fee (flat)	[2]	\$ 15,293.00
	>120 project planner hours and >20 project engineer hours	per hour	[2]	\$ 227.00
	FULL EIR			
	First 180 hours of project planner and 40 hours of project engineer	base fee (flat)	[2]	\$ 23,453.00
	>180 project planner hours and >40 project engineer hours	per hour	[2]	\$ 227.00

	Fee Name	Fee Type	Notes	Fee/Deposit
	Fish & Game Fee			
	Environmental Impact Report (EIR)	flat	[5]	\$ 3,218.00
	Environmental Document pursuant to a Certified Regulatory Program (CRP)	flat	[5]	\$ 1,127.00
	Negative Declaration (ND) /Mitigated Negative Declaration (MND)	flat	[5]	\$ 2,330.00
	Extensions to projects in process	flat	[1]	25% of current fee
	General Plan Amendment	deposit	[2]	\$ 5,145.00
	Habitat Management Plan (HMP)			
	Amendment to Plan Document - Major - first 60 hours of project planner	base fee (flat)	[2]	\$ 6,443.00
	>60 hours of project planner	per hour	[2]	\$ 98.00
	Amendment to Plan Document - Minor	flat	[2]	\$ 3,887.00
	Permit - Major -first 40 hours of project planner	base fee (flat)	[2]	\$ 4,711.00
	>40 hours or project planner	per hour	[2]	\$ 98.00
	Permit - Minor - first 20 hours of project planner	base fee (flat)	[2]	\$ 653.00
	>20 hours of project planner	per hour	[2]	\$ 98.00
	Permit - MINOR W/MINISTERIAL PERMIT	flat	[2]	\$ 1,160.00
	Hillside Development Permit - Major - first 40 hours of project planner	base fee (flat)	[2]	\$ 3,028.00
	Hillside Development Permit - Minor - first 20 hours of project planner	base fee (flat)	[2]	\$ 1,498.00
	Inspection - Additional Planning	per hour	[2]	\$ 98.00
	Inspection - Overtime per hour	per hour	[2]	\$ 112.00
	Landscape Plan Check / Inspection Fees			
	City Processing Fee	per project	[2]	\$ 295.00
	Contractor Cost	per project	[1]	Actual Cost
	Local Coastal Plan - Amendment	flat	[2]	\$ 7,521.00
	Local Facilities Management Fees - as established by Council	deposit	[1]	Actual Cost
	Local Facilities Management Plan/Amendment - Fee + deposit in minimum increments of \$5,000	deposit	[1]	\$ 10,000.00
	Master Plan			
	Master Plan - Pre-Filing Submittal	flat	[1]	\$ 8,013.00
	First 200 hours of project planner and 100 hours of project engineer	base fee (flat)	[2]	\$ 33,569.00
	>200 project planner hours and >100 project engineer hours	per hour	[2]	\$ 289.00
	Major Amendment			
	First 100 hours of project planner and 40 hours of project engineer	base fee (flat)	[2]	\$ 15,978.00
	>100 project planner hours and >40 project engineer hours	per hour	[2]	\$ 269.00

	Fee Name	Fee Type	Notes	Fee/Deposit
	Minor Amendment			
	First 30 hours of project planner and 7 hours of project engineer	base fee (flat)	[2]	\$ 2,010.00
	>30 project planner hours and >7 project engineer hours	per hour	[2]	\$ 269.00
	Non-Conforming Construction Permit	flat	[2]	\$ 840.00
	Notice Fee (+ postage)	flat	[1]	Actual Cost
	Plan Consistency Determination		[2]	\$ 852.00
	Planned Development (residential/non-residential) - 5 or more lots/units - Major Subdivision	per project	[2]	\$ 10,077.00
	Planned Development (residential/non-residential) - 4 or fewer lots/units	per project	[2]	\$ 3,634.00
	Planning Commission Agenda and Minutes (+ postage)	per page	[1]	Copy Charge
	Planning Commission Determination-other	flat	[2]	\$ 1,970.00
	Postage (All)	flat	[1]	Current Postage Rate x Number of labels
	Precise Development Plan	flat	[2]	\$ 9,172.00
	Preliminary Plan Review - Major (Other)	flat	[2]	\$ 852.00
	Preliminary Plan Review - Minor (SFD)	flat	[2]	\$ 240.00
	Reversion to Acreage - Tentative Map (Deposit \$5,039 with actual costs consistent with city payroll records + overhead charged)	deposit	[1]	Actual Cost
	Satellite Antenna Permit	flat	[2]	\$ 506.00
	Sign Program			
	Sign Permit (including non-commercial)	flat	[2]	\$ 73.00
	Sign Program	flat	[2]	\$ 1,271.00
	Modified Minor Sign Program	flat	[2]	\$ 842.00
	Modified Regular Sign Program	flat	[2]	\$ 3,170.00
	Site Development Plan			
	Minor - Village Area Request for a Parking Option	flat	[2]	\$ 1,080.00
	Minor - Residential, less than or equal to 4 units/lots or as required per CMC/PLAN	flat	[2]	\$ 5,385.00
	Major - 5 or more units/lots or as required per CMC/PLAN	flat	[2]	\$ 13,658.00
	Special Use Permit - Other	flat	[2]	\$ 4,133.00
	Special Use Permit - Floodplain	flat	[2]	\$ 4,133.00
	Specific Plan			
	Base Fee			
	First 200 hours of project planner and 60 hours of project engineer	base fee (flat)	[2]	\$ 31,180.00
	>200 project planner hours and >60 project engineer hours	per hour	[2]	\$ 269.00
	Amendment - Major			\$ -
	First 180 hours of project planner and 30 hours of project engineer	base fee (flat)	[2]	\$ 24,049.00
	>180 project planner hours and >30 project engineer hours	per hour	[2]	\$ 269.00

	Fee Name	Fee Type	Notes	Fee/Deposit
	Amendment - Minor			
	First 20 hours of project planner and 7 hours of project engineer	base fee (flat)	[2]	\$ 1,750.00
	>20 project planner hours and >7 project engineer hours	per hour	[2]	\$ 269.00
	Street Name Change	flat	[2]	\$ 1,783.00
	Tentative Maps			
	Tentative Parcel Map - Minor Subdivision - 0- 4 Lots/Units	flat	[2]	\$ 4,586.00
	Tentative Tract Map - 5 - 49 units/lots	flat	[2]	\$ 9,930.00
	Tentative Tract Map - 50 + units/lots	flat	[2]	\$ 15,164.00
	Tentative Tract Map Litigation Stay	flat	[1]	25% of current fee
	Third Party Review			
	Processing Fee	per project	[2]	\$ 605.00
	Consultant Cost	per project	[1]	Actual Cost
	Variance	flat	[2]	\$ 3,408.00
	Variance - Minor	flat	[2]	\$ 905.00
	Village Area			
	Village Area Review - Administrative	flat	[2]	\$ 495.00
	Village Area Review - Major - Plus Noticing Costs	flat	[2]	\$ 3,505.00
	Village Area Review - Minor - Plus Noticing Costs	flat	[2]	\$ 1,912.00
	Village Area - Parking In Lieu Fee	each	[1]	\$ 11,240.00
	Wireless Communication Third Party Review	flat	[1]	Actual Cost
	Zone Change	flat	[2]	\$ 5,910.00
	Zone Code Compliance Letter	flat	[2]	\$ 139.00
	Research Fee	per hour	[2]	\$ 139.00
	Fees for services not listed will be determined on a case-by-case basis. It will be based on the fully burdened hourly rate and the time of service provided.	per hour	[2]	\$ 98.00

[Notes]

- [1] Set per City policy
- [2] Set per 2021 - Cost of Service Study and Fee Schedule Update
- [3] Minor: residential new/remodel, commercial/industrial tenant improvement
- [4] Major: Commercial/Industrial new
- [5] Set by Department of Fish and Wildlife. Fish & Game fees are additional to the EIA /EIR fees. Includes \$50.00 County Clerk processing fee.

	Fee Name	Fee Type	Notes	Fee/Deposit
Engineering Department Fees				
	Adjustment Plat	per project	[2]	\$ 1,551.00
	Building Plan Review			
	Minor Projects, per permit	each	[3]	\$ 194.00
	Major Projects, per permit	each	[4]	\$ 581.00
	Certificate			
	Certificate of Compliance	each	[2]	\$ 1,258.00
	Certificate of Compliance In Lieu of Parcel Map	each	[2]	\$ 3,309.00
	Certificate of Correction	each	[2]	\$ 978.00
	Construction Change Review - Major			
	Base Fee	per project	[2]	\$ 825.00
	Plus fee per sheet	per sheet	[2]	\$ 270.00
	Construction Change Review - Minor			
	Base Fee	per project	[2]	\$ 586.00
	Plus fee per sheet	per sheet	[2]	\$ 171.00
	Developer Agreements - Deposit \$10,000 increments (Consistent with city payroll records + overhead)	deposit	[1]	Actual cost
	Easement Document Processing and Recording - Major (all others)	per project	[2]	\$ 785.00
	Easement Document Processing and Recording - Minor (Single Family Lot)	per project	[2]	\$ 139.00
	Encroachment Agreement Processing	per project	[2]	\$ 406.00
	Grading Permit Investigation Fee (Consistent with city payroll records + overhead)	deposit	[1]	Actual Cost
	Grading Plan Check Fees (cubic yard)			
	0 - 100 CY	flat	[2],[5],[6]	\$ 510.00
	101 CY	flat	[2],[5],[6]	\$ 1,021.00
	each additional 100 CY up to 1,000	each	[2],[5],[6]	\$ 226.00
	1,001 CY	flat	[2],[5]	\$ 3,055.00
	each additional 1,000 CY up to 10,000	each	[2],[5]	\$ 194.78
	10,001	flat	[2],[5]	\$ 4,808.00
	each additional 10,000 CY up to 100,000	each	[2],[5]	\$ 280.56
	100,001	flat	[2],[5]	\$ 7,333.00
	each additional 10,000 CY up to 200,000	each	[2],[5]	\$ 443.00
	200,001	flat	[2],[5]	\$ 11,763.00
	each additional 100,000 CY up to 400,000	each	[2],[5]	\$ 143.00
	400,001	flat	[2],[5]	\$ 12,049.00
	each additional 100,000 CY up to 1,000,000	each	[2],[5]	\$ 143.00
	1,000,001	flat	[2],[5]	\$ 12,907.00
	each additional 100,00 CY	each	[2],[5]	\$ 1,290.70

	Fee Name	Fee Type	Notes	Fee/Deposit
	Grading Permit Fees (cubic yard)			
	0 - 100 CY	flat	[2],[5]	\$ 510.00
	101 CY	flat	[2],[5]	\$ 517.00
	each additional 100 CY up to 1,000	each	[2],[5]	\$ 103.78
	1,001 CY	flat	[2],[5]	\$ 1,451.00
	each additional 1,000 CY up to 10,000	each	[2],[5]	\$ 105.11
	10,001	flat	[2],[5]	\$ 2,397.00
	each additional 10,000 CY up to 100,000	each	[2],[5]	\$ 200.67
	100,001	flat	[2],[5]	\$ 4,203.00
	each additional 10,000 CY up to 200,000	each	[2],[5]	\$ 200.10
	200,001	flat	[2],[5]	\$ 6,204.00
	each additional 100,000 CY up to 400,000	each	[2],[5]	\$ 305.55
	400,001	flat	[2],[5]	\$ 12,315.00
	each additional 100,000 CY up to 1,000,000	each	[2],[5]	\$ 1,528.33
	1,000,001	flat	[2],[5]	\$ 21,485.00
	each additional 100,00 CY	each	[2],[5]	\$ 2,148.50
	Improvement Plan Review Fee			
	\$0 - \$20,000	flat	[2]	\$ 1,631.00
	\$20,001	flat	[2]	\$ 3,135.00
	each additional \$10,000 up to \$50,000	each	[2]	\$ 454.67
	\$50,001	flat	[2]	\$ 4,499.00
	each additional \$10,000 up to \$100,000	each	[2]	\$ 385.00
	\$100,001	flat	[2]	\$ 6,424.00
	each additional \$10,000 up to \$250,000	each	[2]	\$ 576.13
	\$250,001	flat	[2]	\$ 15,066.00
	each additional \$10,000 up to \$500,000	each	[2]	\$ 194.44
	\$500,001	flat	[2]	\$ 19,927.00
	each additional \$10,000 up to \$1,000,000	each	[2]	\$ 104.94
	\$1,000,001	flat	[2]	\$ 25,174.00
	each additional \$10,000	each	[2]	\$ 251.74

	Fee Name	Fee Type	Notes	Fee/Deposit
	Improvement Inspection			
	\$0 - \$20,000	flat	[2]	\$ 413.00
	\$20,001	flat	[2]	\$ 2,027.00
	each additional \$10,000 up to \$50,000	each	[2]	\$ 678.33
	\$50,001	flat	[2]	\$ 4,062.00
	each additional \$10,000 up to \$100,000	each	[2]	\$ 203.00
	\$100,001	flat	[2]	\$ 5,077.00
	each additional \$10,000 up to \$250,000	each	[2]	\$ 162.87
	\$250,001	flat	[2]	\$ 7,520.00
	each additional \$10,000 up to \$500,000	each	[2]	\$ 187.48
	\$500,001	flat	[2]	\$ 12,207.00
	each additional \$10,000 up to \$1,000,000	each	[2]	\$ 130.20
	\$1,000,001	flat	[2]	\$ 18,717.00
	each additional \$10,000	each	[2]	\$ 187.17
	Mapping Fees			
	Final Tract Map - Major Subdivision			
	Base Fee	per project	[2]	\$ 9,012.00
	additional acre	per acre	[2]	\$ 6.00
	Parcel Map - Minor Subdivision	per project	[2]	\$ 4,045.00
	Neighborhood Improvement Agreements	each	[2]	\$ 189.00
	Oversize Load Permit - 1 trip	each	[7]	\$ 16.00
	Oversize Load Permit - Annual/Per Year	each	[7]	\$ 90.00
	Quitclaim of Easement	each	[2]	\$ 825.00
	Reapportionment Fees for 1911 Act Assessment Districts	each	[1]	Actual Cost
	Retaining Wall Plan Check Fees			
	Retaining Wall Plan Check Valuation			
	\$0 - \$50,000	flat	[2]	\$ 418.00
	\$50,001 - \$250,000	flat	[2]	\$ 2,035.00
	\$250,000+	flat	[2]	\$ 3,585.00
	Reversion to Acreage - Final Map (Deposit \$3,410 with actual costs consistent with city payroll records + overhead charged)	deposit	[1]	Actual Cost

	Fee Name	Fee Type	Notes	Fee/Deposit
	Right-of-Way Permit			
	Minor - Non-Construction	each	[2]	\$ 206.00
	Minor - Construction	each	[2]	\$ 419.00
	Utility			
	City Processing Fee	each	[2]	\$ 339.00
	Inspector's Time	hourly	[2]	\$ 144.00
	Utility (by contract)	each	[2]	\$ 892.00
	Use - Initial Permit			
	Curb Cafe	each	[2]	\$ 419.00
	Outdoor Display	each	[2]	\$ 206.00
	Sidewalk Café	each	[2]	\$ 419.00
	Use - Annual Renewal			
	Curb Cafe	each	[2]	\$ 206.00
	Outdoor Display	each	[2]	\$ 206.00
	Sidewalk Café	each	[2]	\$ 206.00
	Village Area - Curb Café (max of two parking spaces)	per space/ per year	[2]	\$ 1,200.00
	Secured Agreement Processing - Extension	each	[2]	\$ 385.00
	Secured Agreement Processing - Replacement, plus improvement plan revision fees if required	each	[2]	\$ 678.00
	Segregation of Assessments - 1- 4 lots (Consistent with city payroll records + overhead, consultant cost and recording fee. Also see Streets and Highways Code Section 8760-8769)	deposit	[1]	Actual Cost
	Segregation of Assessments - 5 lots or more - fee + \$20 per lot (Consistent with city payroll records + overhead, consultant cost and recording fee. Also see Streets and Highways Code Section 8760-8769)	deposit	[1]	Actual Cost
	Storm Water Pollution Prevention Plan (SWPPP) Fees			
	Plan Review Fee			
	Tier 1	per site	[2]	\$ 64.00
	Tier 2	per site	[2]	\$ 339.00
	Tier 3	one acre or less	[2]	\$ 775.00
	Tier 3 - Supplemental Fee	per acre	[2]	\$ 98.00
	Inspection Fee			
	Tier 1	per site	[2]	\$ 271.00
	Tier 2	per site	[2]	\$ 1,494.00
	Tier 3	one acre or less	[2]	\$ 2,528.00
	Tier 3 - Supplemental Fee	per acre	[2]	\$ 411.00

	Fee Name	Fee Type	Notes	Fee/Deposit
	Storm Water Quality Management Plan (SWQMP) Fees			
	Plan Review - Base Fee	each	[2]	\$ 400.00
	Plan Review - For each subsequent acre or portion thereof over one half acre	per acre	[2]	\$ 97.00
	Inspection Fee - Base Fee	each	[2]	\$ 337.00
	Inspection Fee - For each subsequent acre or portion thereof over one half acre	per acre	[2]	\$ 134.00
	Street Vacation - Street/Public Service Easement Vacation - Regular	each	[2]	\$ 4,026.00
	Street Vacation - Street/Public Service Easement Vacation - Summary	each	[2]	\$ 1,597.00
	Third Party Review			
	Processing Fee	per project	[2]	\$ 339.00
	Consultant Cost	per project	[1]	Actual Cost
	Fees for services not listed will be determined on a case-by-case basis. It will be based on the fully burdened hourly rate and the time of service provided.	per hour	[2]	\$ 194.00

[Notes]

- [1] Set per City policy
- [2] Set per 2021 - Cost of Service Study and Fee Schedule Update
- [3] Minor: residential new/remodel, commercial/industrial tenant improvement
- [4] Major: Commercial/Industrial new
- [5] Quantities are calculated by using the greater of cut/fill, plus remedial work. Plan checks extending more than 24 months may be assessed an additional fee of 25% of the current plan check fee.
- [6] Minor grading plan check fees are 50% of standard plan check fees. Qualifying for minor grading plan check is subject to City Engineer approval per CMC 15.16.062.
- [7] Maximum limit set by CA Vehicle Code 35795(b)(1)

	Fee Name	Fee Type	Notes	Fee/Deposit
Building Department Fees				
NEW CONSTRUCTION, ADDITIONS, AND MAJOR REMODELS			[3]	
	Commercial/Industrial Uses - Structural (All newly constructed or added space for non-residential occupancies classified as CBC Group A, B, E, F, H, I, M, or other commercial occupancies not specifically addressed elsewhere in this Fee Schedule)			
	0 - 500 sqft	flat	[2]	\$ 964.00
	additional sqft up to 4,999	each	[2]	\$ 0.30
	5,000 sqft	flat	[2]	\$ 2,323.00
	additional sqft up to 9,999	each	[2]	\$ 0.41
	10,000 sqft	flat	[2]	\$ 4,350.00
	additional sqft up to 49,999	each	[2]	\$ 0.04
	50,000 sqft	flat	[2]	\$ 5,956.00
	additional sqft up to 99,999	each	[2]	\$ 0.09
	100,000 sqft	flat	[2]	\$ 10,578.00
	additional sqft	each	[2]	\$ 0.11
	Commercial Residential and Multifamily Residential Uses - (All newly constructed or added space for residential occupancies classified as CBC Group R (except R-3), or other residential occupancies not specifically addressed elsewhere in this Fee Schedule)			
	0 - 500 sqft	flat	[2]	\$ 914.00
	additional sqft up to 4,999	each	[2]	\$ 0.51
	5,000 sqft	flat	[2]	\$ 3,188.00
	additional sqft up to 9,999	each	[2]	\$ 0.50
	10,000 sqft	flat	[2]	\$ 5,685.00
	additional sqft up to 49,999	each	[2]	\$ 0.05
	50,000 sqft	flat	[2]	\$ 7,538.00
	additional sqft up to 99,999	each	[2]	\$ 0.13
	100,000 sqft	flat	[2]	\$ 13,939.00
	additional sqft	each	[2]	\$ 0.14
	Low and Moderate Hazard Storage - (All newly constructed or added space for storage occupancies classified as CBC Group S, or other storage occupancies not specifically addressed elsewhere in this Fee Schedule)			
	0 - 500 sqft	flat	[2]	\$ 939.00
	additional sqft up to 4,999	each	[2]	\$ 0.33
	5,000 sqft	flat	[2]	\$ 2,422.00
	additional sqft up to 9,999	each	[2]	\$ 0.22
	10,000 sqft	flat	[2]	\$ 3,510.00
	additional sqft up to 49,999	each	[2]	\$ 0.03
	50,000 sqft	flat	[2]	\$ 4,523.00
	additional sqft up to 99,999	each	[2]	\$ 0.01

	Fee Name	Fee Type	Notes	Fee/Deposit
	100,000 sqft	flat	[2]	\$ 4,943.00
	additional sqft	each	[2]	\$ 0.05
	Attached Accessory and Utility Uses - (All newly constructed, added or structurally remodeled space for utility and accessory occupancies classified as CBC Group U, or other utility and accessory occupancies not specifically addressed elsewhere in this Fee Schedule)			
	0 - 200 sqft	flat	[2]	\$ 494.00
	additional sqft up to 399	each	[2]	\$ 1.36
	400 sqft	flat	[2]	\$ 766.00
	additional sqft up to 599	each	[2]	\$ 0.62
	600 sqft	flat	[2]	\$ 890.00
	additional sqft up to 999	each	[2]	\$ 0.31
	1,000 sqft	flat	[2]	\$ 1,013.00
	additional sqft up to 2,999	each	[2]	\$ 0.15
	3,000 sqft	flat	[2]	\$ 1,310.00
	additional sqft	each	[2]	\$ 0.44
	Detached Accessory and Utility Uses - (All newly constructed, added, or structurally remodeled space for utility and accessory occupancies/uses not specifically addressed elsewhere in this Fee Schedule)			
	0 - 200 sqft	flat	[2]	\$ 494.00
	additional sqft up to 399	each	[2]	\$ 1.36
	400 sqft	flat	[2]	\$ 766.00
	additional sqft up to 599	each	[2]	\$ 0.62
	600 sqft	flat	[2]	\$ 890.00
	additional sqft up to 999	each	[2]	\$ 0.31
	1,000 sqft	flat	[2]	\$ 1,013.00
	additional sqft up to 2,999	each	[2]	\$ 0.15
	3,000 sqft	flat	[2]	\$ 1,310.00
	additional sqft	each	[2]	\$ 0.44
	Shell Buildings for all Commercial/Industrial Uses - (The enclosure for all newly constructed or added space for non-residential occupancies classified as CBC Group A, B, E, F, H, I, M, or other commercial occupancies not specifically addressed elsewhere in this Fee Schedule where the interior is not completed or occupiable)			
	0 - 500 sqft	flat	[2]	\$ 816.00
	additional sqft up to 4,999	each	[2]	\$ 0.21
	5,000 sqft	flat	[2]	\$ 1,780.00
	additional sqft up to 9,999	each	[2]	\$ 0.26
	10,000 sqft	flat	[2]	\$ 3,065.00

	Fee Name	Fee Type	Notes	Fee/Deposit
	additional sqft up to 49,999	each	[2]	\$ 0.02
	50,000 sqft	flat	[2]	\$ 4,053.00
	additional sqft up to 99,999	each	[2]	\$ 0.01
	100,000 sqft	flat	[2]	\$ 4,548.00
	additional sqft	each	[2]	\$ 0.05
	Commercial/Industrial Tenant Improvement - Structural - (Structurally remodeled space for non-residential occupancies classified as CBC Group A, B, E, F, H, I, M, or other commercial occupancies not specifically addressed elsewhere in this Fee Schedule where the structure is not altered)			
	0 - 500 sqft	flat	[2]	\$ 717.00
	additional sqft up to 4,999	each	[2]	\$ 0.20
	5,000 sqft	flat	[2]	\$ 1,631.00
	additional sqft up to 9,999	each	[2]	\$ 0.09
	10,000 sqft	flat	[2]	\$ 2,076.00
	additional sqft up to 49,999	each	[2]	\$ 0.05
	50,000 sqft	flat	[2]	\$ 4,202.00
	additional sqft up to 99,999	each	[2]	\$ 0.04
	100,000 sqft	flat	[2]	\$ 6,401.00
	additional sqft	each	[2]	\$ 0.06
	Commercial/Industrial Tenant Improvement - Non-structural - (Non-structurally remodeled space for non-residential occupancies classified as CBC Group A, B, E, F, H, I, M, or other commercial occupancies not specifically addressed elsewhere in this Fee Schedule where the structure is not altered)			
	0 - 500 sqft	flat	[2]	\$ 648.00
	additional sqft up to 4,999	each	[2]	\$ 0.20
	5,000 sqft	flat	[2]	\$ 1,532.00
	additional sqft up to 9,999	each	[2]	\$ 0.07
	10,000 sqft	flat	[2]	\$ 1,878.00
	additional sqft up to 49,999	each	[2]	\$ 0.05
	50,000 sqft	flat	[2]	\$ 3,732.00
	additional sqft up to 99,999	each	[2]	\$ 0.04
	100,000 sqft	flat	[2]	\$ 5,610.00
	additional sqft	each	[2]	\$ 0.06
	Commercial Residential and Multifamily Residential Remodels - Structural - (Structurally remodeled space for residential occupancies classified as CBC Group R (except R-3), or other residential occupancies not specifically addressed elsewhere in this Fee Schedule)			
	0 - 500 sqft	flat	[2]	\$ 766.00
	additional sqft up to 4,999	each	[2]	\$ 0.42

	Fee Name	Fee Type	Notes	Fee/Deposit
	5,000 sqft	flat	[2]	\$ 2,669.00
	additional sqft up to 9,999	each	[2]	\$ 0.31
	10,000 sqft	flat	[2]	\$ 4,226.00
	additional sqft up to 49,999	each	[2]	\$ 0.06
	50,000 sqft	flat	[2]	\$ 6,673.00
	additional sqft up to 99,999	each	[2]	\$ 0.08
	100,000 sqft	flat	[2]	\$ 10,726.00
	additional sqft	each	[2]	\$ 0.11
	Commercial Residential and Multifamily Residential Remodels - Non Structural - (Non-Structurally remodeled space for residential occupancies classified as CBC Group R (except R-3), or other residential occupancies not specifically addressed elsewhere in this Fee Schedule)			
	0 - 500 sqft	flat	[2]	\$ 766.00
	additional sqft up to 4,999	each	[2]	\$ 0.25
	5,000 sqft	flat	[2]	\$ 1,878.00
	additional sqft up to 9,999	each	[2]	\$ 0.38
	10,000 sqft	flat	[2]	\$ 3,757.00
	additional sqft up to 49,999	each	[2]	\$ 0.06
	50,000 sqft	flat	[2]	\$ 5,981.00
	additional sqft up to 99,999	each	[2]	\$ 0.08
	100,000 sqft	flat	[2]	\$ 9,936.00
	additional sqft	each	[2]	\$ 0.10
	Single Family Dwellings and Duplexes - (All newly constructed or added space for residential occupancies classified as CBC Group R-3, including custom builds and model homes for tract master plans, or other similar residential occupancies not specifically addressed elsewhere in this Fee Schedule)			
	0 - 1,000 sqft	flat	[2]	\$ 1,162.00
	additional sqft up to 2,499	each	[2]	\$ 0.41
	2,500 sqft	flat	[2]	\$ 1,780.00
	additional sqft up to 3,999	each	[2]	\$ 0.26
	4,000 sqft	flat	[2]	\$ 2,175.00
	additional sqft up to 5,999	each	[2]	\$ 0.25
	6,000 sqft	flat	[2]	\$ 2,669.00
	additional sqft up to 7,999	each	[2]	\$ 0.27
	8,000 sqft	flat	[2]	\$ 3,213.00
	additional sqft	each	[2]	\$ 0.40
	Duplicate Floor Plan Review - Single Family Dwellings and Duplexes			
	0 - 1,000 sqft	flat	[2]	\$ 969.00
	additional sqft up to 2,499	each	[2]	\$ 0.24

	Fee Name	Fee Type	Notes	Fee/Deposit
	2,500 sqft	flat	[2]	\$ 1,335.00
	additional sqft up to 3,999	each	[2]	\$ 0.13
	4,000 sqft	flat	[2]	\$ 1,532.00
	additional sqft up to 5,999	each	[2]	\$ 0.20
	6,000 sqft	flat	[2]	\$ 1,928.00
	additional sqft up to 7,999	each	[2]	\$ 0.17
	8,000 sqft	flat	[2]	\$ 2,274.00
	additional sqft	each	[2]	\$ 0.28
	Duplicate Floor Plan Review - Attached or Detached Accessory and Utility Uses			
	0 - 200 sqft	flat	[2]	\$ 470.00
	additional sqft up to 399	each	[2]	\$ 0.74
	400 sqft	flat	[2]	\$ 618.00
	additional sqft up to 599	each	[2]	\$ 0.25
	600 sqft	flat	[2]	\$ 667.00
	additional sqft up to 999	each	[2]	\$ 0.43
	1,000 sqft	flat	[2]	\$ 840.00
	additional sqft up to 2,999	each	[2]	\$ 0.14
	3,000 sqft	flat	[2]	\$ 1,112.00
	additional sqft	each	[2]	\$ 0.37
	Site Improvements - This includes substantial development of private parking lots which are processed separate of the structure and include any combination of the following: Underground utilities, parking lot lighting, accessible path of travel analysis, grading, drainage and compliance with the City's parking and driveway standards.			
	0 - 500 sqft	flat	[2]	\$ 395.00
	additional sqft up to 4,999	each	[2]	\$ 0.13
	5,000 sqft	flat	[2]	\$ 964.00
	additional sqft up to 9,999	each	[2]	\$ 0.06
	10,000 sqft	flat	[2]	\$ 1,285.00
	additional sqft up to 49,999	each	[2]	\$ 0.01
	50,000 sqft	flat	[2]	\$ 1,483.00
	additional sqft up to 99,999	each	[2]	\$ 0.01
	100,000 sqft	flat	[2]	\$ 1,878.00
	additional sqft	each	[2]	\$ 0.02

[Notes]

- [1] Set per City policy
- [2] Set per 2021 - Cost of Service Study and Fee Schedule Update

	Fee Name	Fee Type	Notes	Fee/Deposit
Building Department Fees				
MINOR/MISCELLANEOUS RESIDENTIAL & COMMERCIAL IMPROVEMENTS			[3]	
	Above Ground Storage Tank	per permit	[2]	\$ 232.00
	Cell Site			
	Radio over 30 ft. high	each	[2]	\$ 647.00
	Dish, 10 ft. dia. w/decoder	each	[2]	\$ 481.00
	Equipment Enclosure	each	[2]	\$ 1,099.00
	Awning or Canopy	per permit	[2]	\$ 275.00
	Bollards up to 4pcs	per permit	[2]	\$ 344.00
	Certificate of Occupancy	per permit	[2]	\$ 15.00
	Decks / Balcony			
	Repair	each	[2]	\$ 100.00
	New/Replace	each	[2]	\$ 825.00
	Demolition of Building			
	Commercial	each	[2]	\$ 191.00
	Residential	each	[2]	\$ 550.00
	Fence or Freestanding Wall up to 100'	each	[2]	\$ 618.00
	Fire Damage Repair - Residential - Minor	per permit	[2]	\$ 230.00
	Fireplace Repair/Replace	per permit	[2]	\$ 412.00
	Foundation Repair			
	Commercial	each	[2]	\$ 515.00
	Residential	each	[2]	\$ 515.00
	Greenhouse	per permit	[2]	\$ 515.00
	Manufactured House / Building			
	Commercial	per permit	[2]	\$ 292.00
	Residential	per permit	[2]	\$ 515.00
	Mobile Home (Within a park, per current edition of Title 25, published by California Division of Housing and Community Development.)	per permit	[2]	\$ 584.00
	Partition/ Wall - Interior/Non-Structural <100'	per permit	[2]	\$ 347.00
	Patio			
	Frame with Cover	each	[2]	\$ 100.00
	Frame with Cover & Walls	each	[2]	\$ 550.00
	Screen or Plastic Walls	each	[2]	\$ 412.00
	Plastering Outside	per permit	[2]	\$ 344.00
	Remodel - Residential			
	Kitchen or Bath	each	[2]	\$ 350.00
	Other - up to 500 s.f.	each	[2]	\$ 481.00
	Other - above 500 s.f	per sqft	[2]	\$ 0.34
	Repairs - Miscellaneous			
	Commercial	each	[2]	\$ 366.00
	Residential	each	[2]	\$ 86.00
	Retaining Wall			
	Non-Engineered - City Standard	per permit	[2]	\$ 100.00

	Fee Name	Fee Type	Notes	Fee/Deposit
	Reroofing			
	Commercial	per permit	[2]	\$ 266.00
	Residential	per permit	[2]	\$ 89.00
	Roof Structure Repair / Reinforcement			
	Commercial	each	[2]	\$ 253.00
	Residential	each	[2]	\$ 357.00
	Saunas (Steam)	per permit	[2]	\$ 309.00
	Sign			
	Wall - Illuminated	per permit	[2]	\$ 139.00
	Wall - Non-Illuminated	per permit	[2]	\$ 139.00
	Pole	per permit	[2]	\$ 344.00
	Monument	per permit	[2]	\$ 139.00
	Skylight			
	Commercial	each	[2]	\$ 344.00
	Residential	each	[2]	\$ 344.00
	Solar - Residential (Up to 10 kW)	per permit	[2]	\$ 268.00
	Per kW above 10kW	per kW	[2]	\$ 48.00
	Add Residential Battery Back-up	per permit	[2]	\$ 206.00
	Add Residential Panel Upgrade	per permit	[2]	\$ 240.00
	Add Reverse Tilt System/ Ground Mount	per permit	[2]	\$ 309.00
	Solar - Commercial (Up to 50 kW)	per permit	[2]	\$ 618.00
	Per kW between 51kW - 250kW	per kW	[2]	\$ 62.00
	Per kW above 250kW	per kW	[2]	\$ 62.00
	Spray Booth Install / Clean Room	per permit	[2]	\$ 248.00
	Stairs			
	New/Replace First Story	each	[2]	\$ 378.00
	Additional Story	each	[2]	\$ 309.00
	Repair	per permit	[2]	\$ 378.00
	Siding			
	Stucco	per permit	[2]	\$ 378.00
	Stone/Brick Veneer	per permit	[2]	\$ 398.00
	Storage Racks			
	less than 8 ft high, first 100 LF.	per permit	[2]	\$ 447.00
	less than 8 ft high, each add'l 100 LF.	each	[2]	\$ 82.00
	greater than 8 ft high, first 100 LF.	per permit	[2]	\$ 481.00
	greater than 8 ft high, each add'l 100 LF.	each	[2]	\$ 220.00
	Swimming Pool			
	Commercial	per permit	[2]	\$ 228.00
	Residential	per permit	[2]	\$ 228.00
	Temporary Seating or Bleachers Install	per permit	[2]	\$ 515.00
	Trash Enclosure Install	per permit	[2]	\$ 240.00

	Fee Name	Fee Type	Notes	Fee/Deposit
	Windows / Door			
	Commercial	each	[2]	\$ 309.00
	Residential	each	[2]	\$ 309.00
	Other Inspections (Per Hour)			
	Inspections outside of normal business hours (minimum charge: two hours)	per hour	[2]	\$ 129.00
	Re-inspection fees	per hour	[2]	\$ 129.00
	Inspections for which no fee is specifically indicated (minimum charge: one half-hour)	per hour	[2]	\$ 129.00
	Additional plan review required by changes, additions or revisions to approved plans (minimum charge: one half-hour)	per hour	[2]	\$ 129.00
	Other Building Fees			
	Building Permit Revision, Fee + Third Party Hourly Charge	per hour	[2]	actual cost
	Building Plan Check Fee (8% discount on repetitive plan checks)	each	[2],[4]	actual cost
	Green Building Standards Plan Check and Inspection	each	[2]	actual cost
	Green Building State Standards Fee (SB1473)	each	[1]	\$1.00 per every \$25,000 in building valuation or fraction thereof (minimum fee \$1.00)
	Strong Motion Instrumentation Fee (SMIP) and Seismic Hazard Mapping Fee - Residential	each	[1]	Pass through from State: \$13.00 per \$100,000 valuation (minimum \$0.50 fee)
	Strong Motion Instrumentation Fee (SMIP) and Seismic Hazard Mapping Fee - Commercial	each	[1]	Pass through from State: \$28.00 per \$100,000 valuation (minimum \$0.50 fee)
	Fees for services not listed will be determined on a case-by-case basis. It will be based on the fully burdened hourly rate and the time of service provided.	per hour	[2]	\$ 137.00

[Notes]

- [1] Set per City policy
- [2] Set per 2021 - Cost of Service Study and Fee Schedule Update
- [3] Valuation based on current valuation multiplier published by the San Diego Chapter of the International Code Council. CBC 109.3 Building permit valuations.
- [4] Plan Check Fee is collected at initial submittal and is a deposit based on an estimate of 3rd party review cost to the city. Adjustment to Plan Check Fee shall be collected/credited prior to permit issuance to cover actual cost.

	Fee Name	Fee Type	Notes	Fee/Deposit
Building Department Fees				
PLUMBING, MECHANICAL AND ELECTRICAL PERMITS - NOT ASSOCIATED WITH A BUILDING PERMIT				
	Simple Single or Combination Permits (see list of simple items)	per permit	[2]	\$ 193.00
	Water Heater Only	per permit	[2]	\$ 108.00
	Complex Mechanical Permits			
	FAU less than 100,000 Btu/h	per permit	[2]	\$ 481.00
	FAU greater than 100,000 Btu/h	per permit	[2]	\$ 618.00
	Floor furnace (including vent)	per permit	[2]	\$ 344.00
	Suspended, wall, or floor-mounted heaters	per permit	[2]	\$ 275.00
	Appliance vents not included in an appliance permit	per permit	[2]	\$ 550.00
	Boiler up to 100,000 Btu/h	per permit	[2]	\$ 653.00
	Boiler 100,000 Btu/h to 500,000 Btu/h	per permit	[2]	\$ 275.00
	Compressor up to 3 HP	per permit	[2]	\$ 309.00
	Compressor up to 3 HP to 15 HP	per permit	[2]	\$ 323.00
	Other Complex Mechanical	per permit	[2]	\$ 412.00
	Complex Electrical Permits			
	Commercial Appliance	per permit	[2]	\$ 275.00
	Power Apparatus	per permit	[2]	\$ 275.00
	Motor not over 1 HP	each	[2]	\$ 275.00
	Motor over 1 HP and not over 10 HP	each	[2]	\$ 275.00
	Motor over 10 HP and not over 50 HP	each	[2]	\$ 275.00
	Motor over 50 HP and not over 100 HP	each	[2]	\$ 309.00
	Motor over 100 HP	each	[2]	\$ 344.00
	Generator not over 1 KW	each	[2]	\$ 275.00
	Generator over 1 KW and not over 10 KW	each	[2]	\$ 309.00
	Generator over 10 KW and not over 50 KW	each	[2]	\$ 412.00
	Generator over 50 KW and not over 100 KW	each	[2]	\$ 412.00
	Generator over 100 KW	each	[2]	\$ 481.00
	Transformer not over 1 KVA	each	[2]	\$ 344.00
	Transformer over 1 KVA and not over 10 KVA	each	[2]	\$ 344.00
	Transformer over 10 KVA and not over 50 KVA	each	[2]	\$ 378.00
	Transformer over 50 KVA and not over 100 KVA	each	[2]	\$ 412.00
	Transformer over 100 KVA	each	[2]	\$ 412.00
	Services of 600 volts or less and over 400 amperes to 1000 amperes in rating	each	[2]	\$ 412.00
	Services over 600 volts or over 1000 amperes in rating	each	[2]	\$ 550.00
	Other Complex Electrical	each	[2]	\$ 412.00

	Fee Name	Fee Type	Notes	Fee/Deposit
	Complex Plumbing Permits			
	Fire Suppression System / Commercial Hood	per permit	[2]	\$ 584.00
	Onsite Sewer 6" & Over	per permit	[2]	\$ 378.00
	Onsite Water 6" & Over	per permit	[2]	\$ 378.00
	Onsite Storm Drain 6" & Over	per permit	[2]	\$ 378.00
	Other Complex Plumbing	per permit	[2]	\$ 412.00

[Notes]

- [1] Set per City policy
- [2] Set per 2021 - Cost of Service Study and Fee Schedule Update

	Fee Name
Simple Single or Combination Permits List	
	Simple Mechanical Items:
	Addition to each heating appliance, refrigeration unit, cooling unit, absorption unit, or each heating, cooling, absorption, or evaporative cooling system.
	HVAC change out - existing dwelling
	Air-handling unit under 10,000 CFM
	Evaporative cooler
	Ventilation fan connected to a single duct
	Hood and duct system
	Duct systems
	Miscellaneous mechanical (wall furnace, condensing units, gas outlet/gas test, etc.)
	Other simple mechanical
	Simple Electrical Items:
	Receptacle, switch, and lighting outlets
	Lighting fixtures
	Pole or platform-mounted lighting fixtures
	Theatrical-type lighting fixtures or assemblies
	Appliances not exceeding one horsepower (HP), kilowatt (KW), or kilovolt-ampere (KVA), in rating
	Busways
	Trolley and plug-in-type busways - each 100 feet or fraction thereof
	Signs, outline lighting, or marquees supplied from one branch circuit
	Services of 600 volts or less and not over 200 amperes in rating
	Miscellaneous apparatus, conduits, and conductors
	Portable generators less than 10,000 W
	Temporary power panel/service
	Temporary power pole
	Other simple electrical
	Simple Plumbing Items:
	Plumbing fixtures
	Building sewer
	Rainwater systems
	Water heater
	Industrial waste pretreatment interceptor
	Water piping and/or water treating equipment
	Repair or alteration of drainage or vent piping
	Backflow devices
	Atmospheric-type vacuum breakers
	Gas test
	Gas outlets
	Residential remodel/repairs
	Other simple plumbing

The background features three large, curved, overlapping shapes. The largest shape on the left is blue. Overlapping it from the top is a green shape. Overlapping the green shape from the top right is an orange-to-yellow gradient shape.

Section 3

Development Impact Fees

Boundary of Bridge and Thoroughfare District No. 2 (Aviara Parkway - Pointsettia Lane)

- | | |
|---|---|
| <p> Exempt From Fee Area</p> <p> Fee Previously Paid</p> <p> Fee Area</p> <p> Fee Paid by Agreement</p> | <p> Local Facility Management Zones</p> <p> Fee Boundary Area</p> |
|---|---|

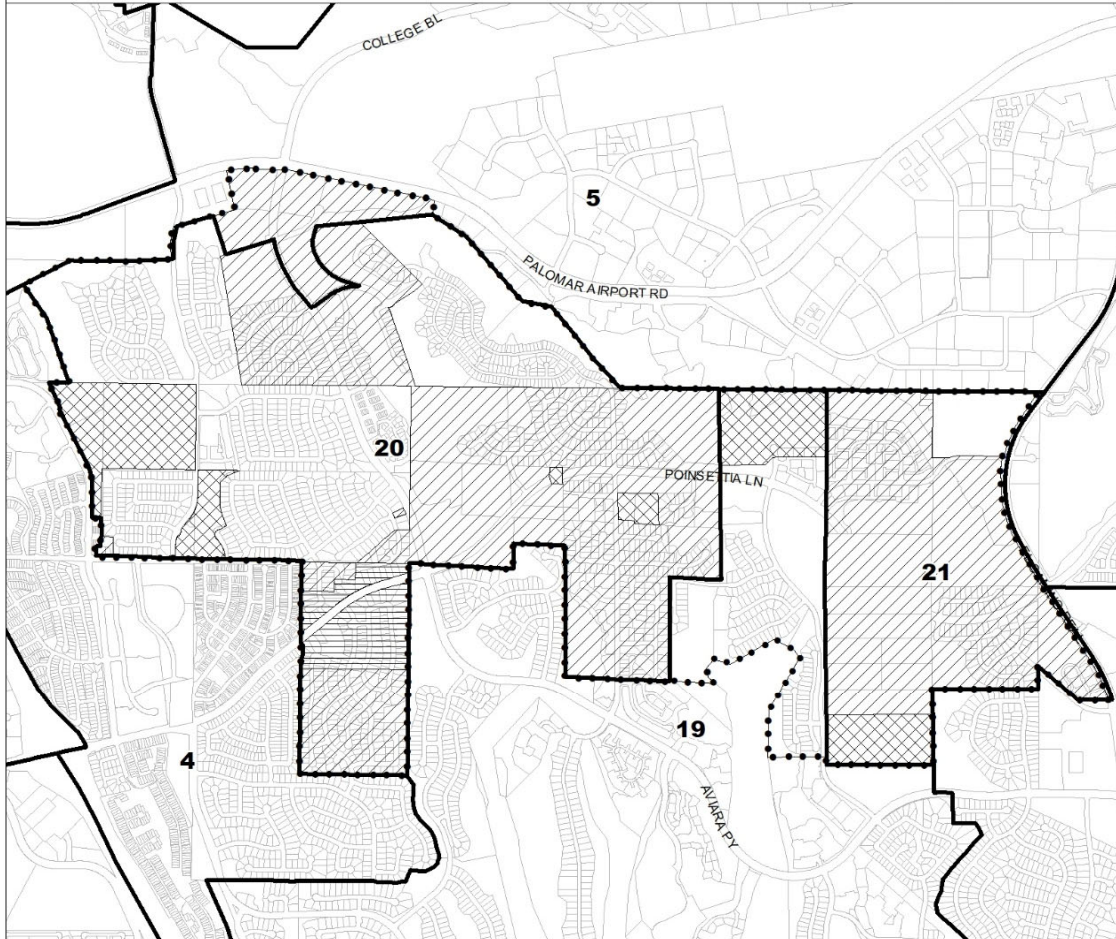
Fee Schedule:

Zone 5 - \$ 391 / ADT *


Zone 20 - \$ 2,028 / ADT *

Zone 21 - \$ 1,637 / ADT *

*Average Daily Trips (ADT) per SANDAG
Vehicular Traffic Generation Rates



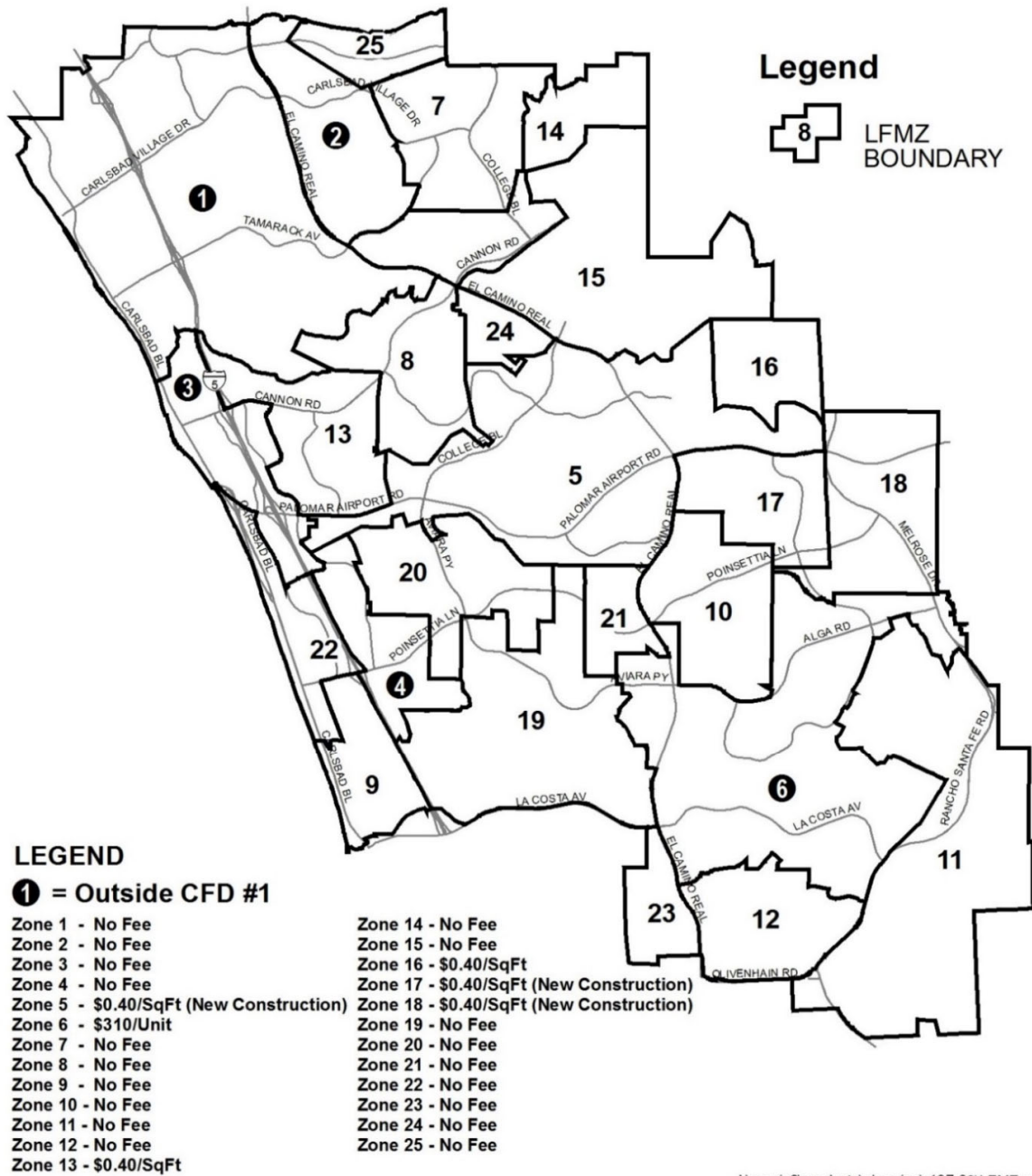
J:\cbgis\products\Standard Maps\FINANCE\FeeSchedules\BandT2_Rev2020.mxd



© 2020 City of Carlsbad

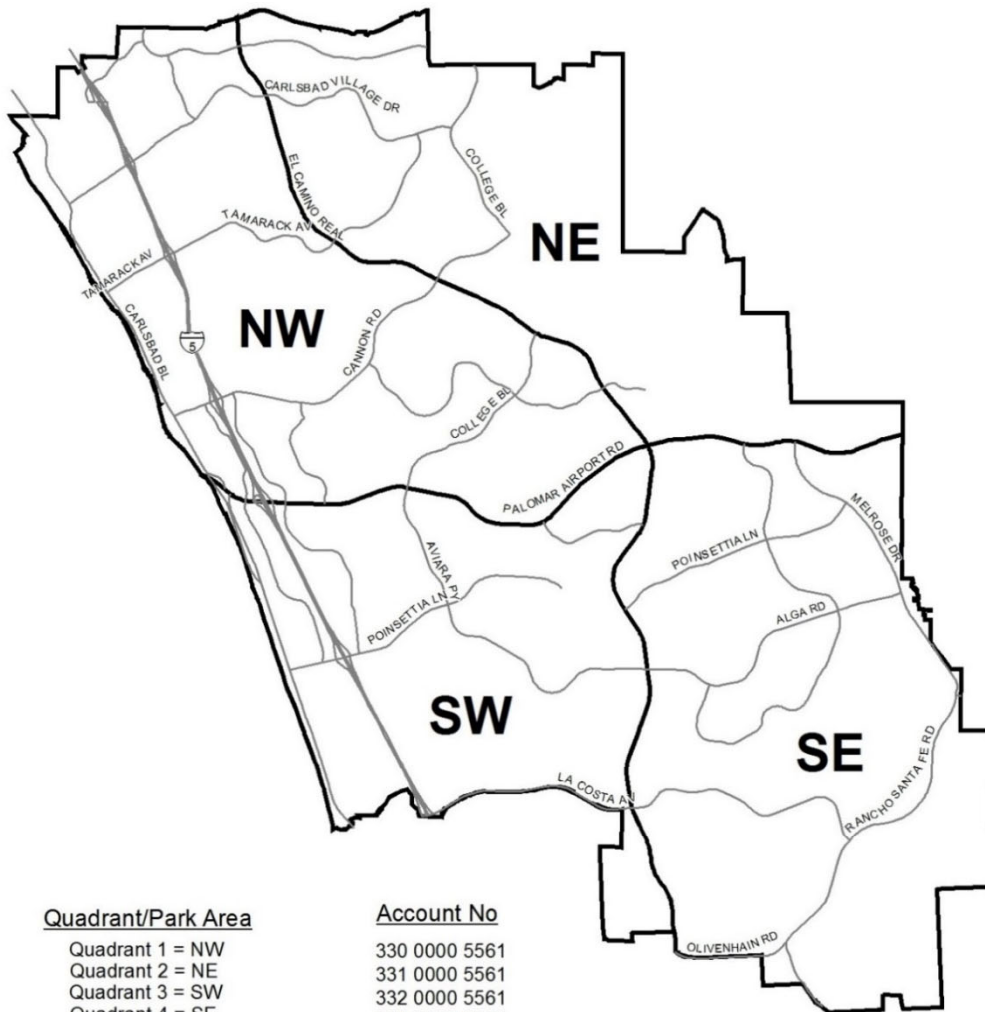
Fees subject to section 66000 of the California Government Code

City of Carlsbad Local Facilities Management Zones (LFMZ)



J:\cargis2\products\planning\197.08\LFMZ.mxd

Park Districts

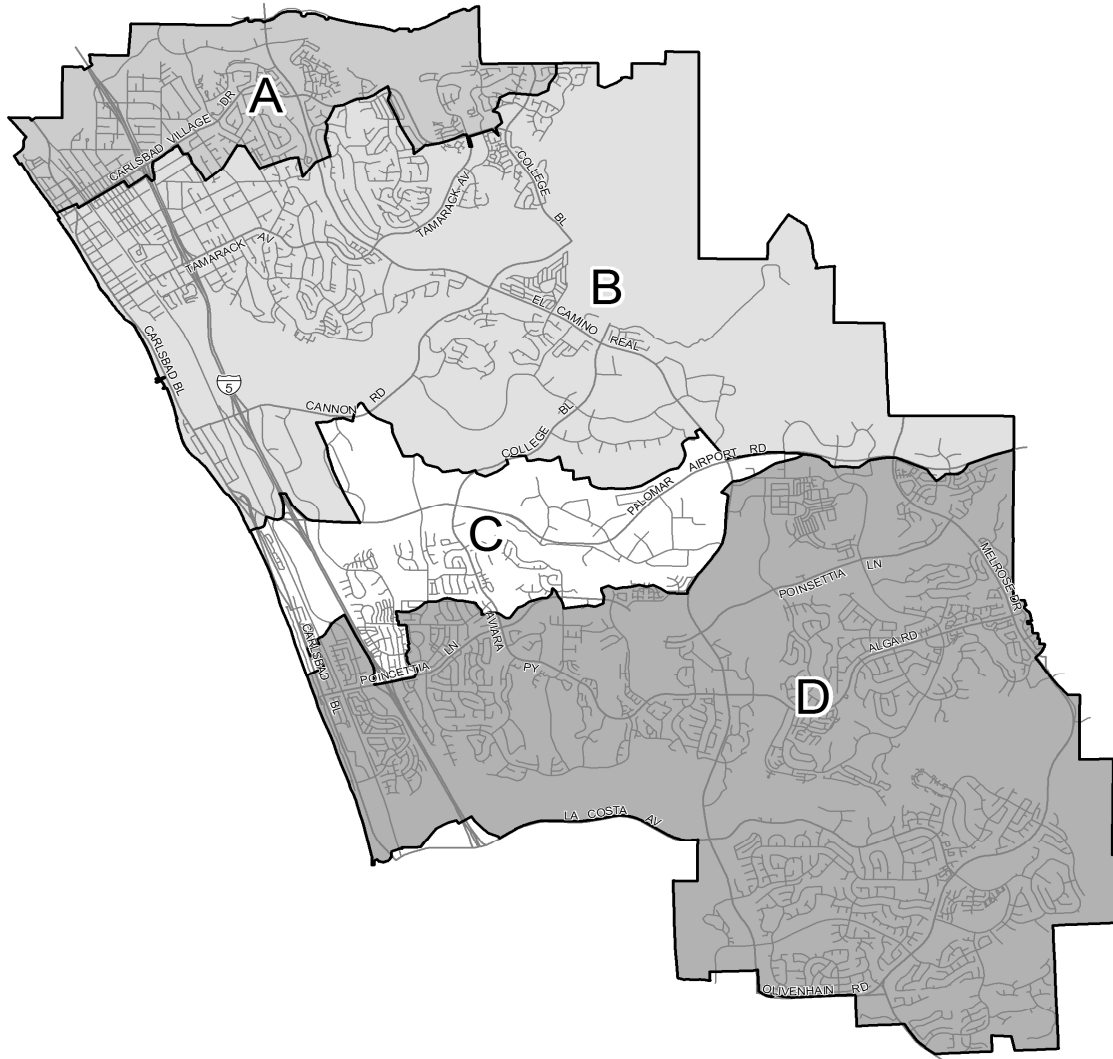


<u>Quadrant/Park Area</u>	<u>Account No</u>
Quadrant 1 = NW	330 0000 5561
Quadrant 2 = NE	331 0000 5561
Quadrant 3 = SW	332 0000 5561
Quadrant 4 = SE	333 0000 5561

<u>Fee Applicable to Residential Subdivisions Only:</u>	<u>NE, SE, SW</u> (per unit)	<u>NW</u> (per unit)
Single Family Detached & Duplex (0-lot line or attached wall)	5,728	7,649
Attached Residential (4 units or less)	4,804	6,414
Attached Residential (more than 4 units)	4,636	6,190
Mobile Homes	3,696	4,934

J:\cargis2\products\planning\197.08\Park Districts.mxd

Planned Local Drainage Fee Areas

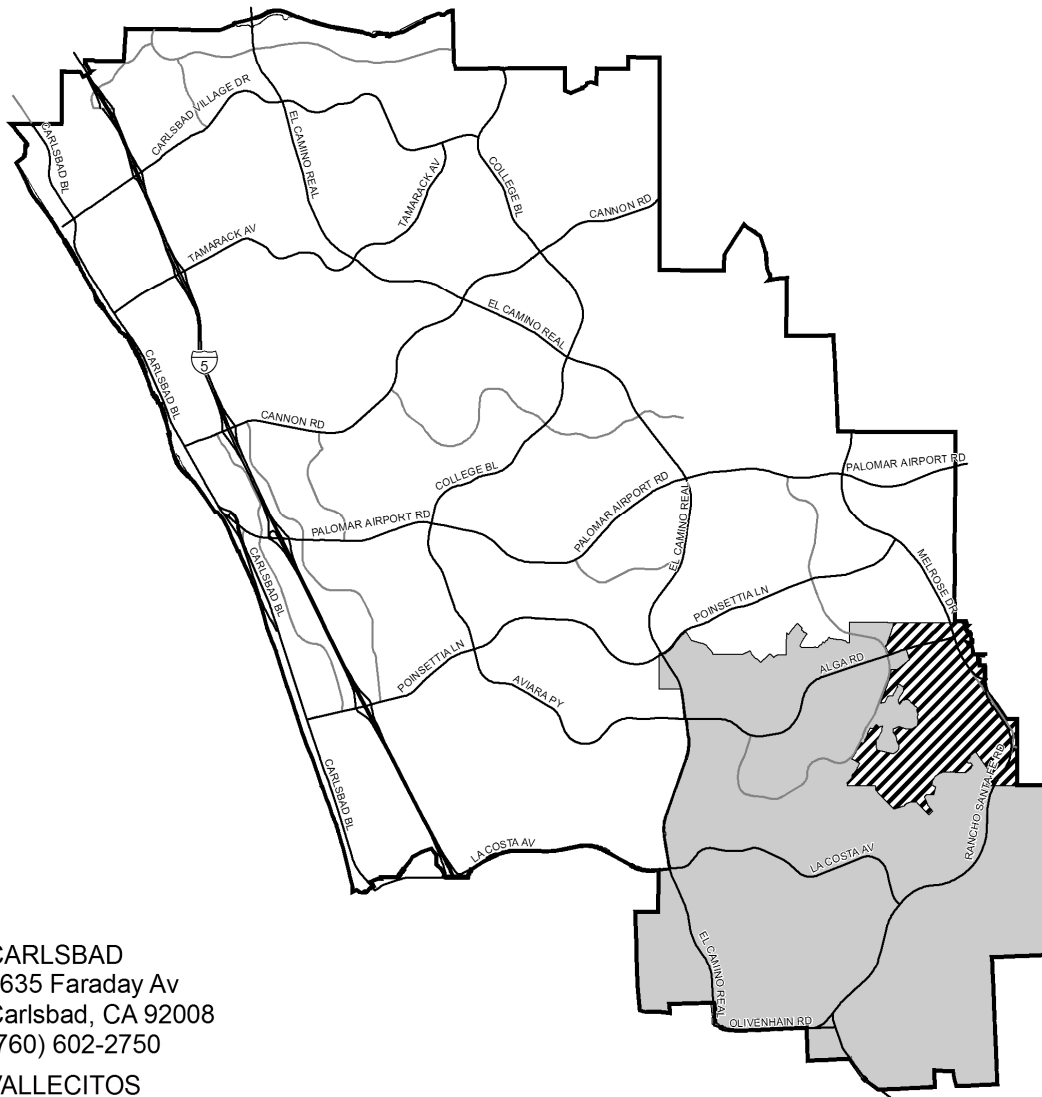


J:\cargis2\products\planning\197.08\Planned Local Drainage Fees.mxd

	Fee Name	Fee Type	Notes	Fee Level / Deposit
Planned Local Drainage Area Fees (PLDA)				
	PLDA A, Low Runoff	per acre		\$ 6,897.00
	PLDA B, Low Runoff	per acre		\$ 2,578.00
	PLDA C, Low Runoff	per acre		\$ 2,502.00
	PLDA D, Low Runoff	per acre		\$ 2,373.00
	PLDA A, Medium Runoff	per acre		\$ 13,715.00
	PLDA B, Medium Runoff	per acre		\$ 4,969.00
	PLDA C, Medium Runoff	per acre		\$ 3,540.00
	PLDA D, Medium Runoff	per acre		\$ 3,882.00
	PLDA A, High Runoff	per acre		\$ 29,887.00
	PLDA B, High Runoff	per acre		\$ 11,170.00
	PLDA C, High Runoff	per acre		\$ 10,845.00
	PLDA D, High Runoff	per acre		\$ 10,283.00

General Plan Land Use Designation	PLDA FEE CATEGORY		
	Low Runoff Potential	Medium Runoff Potential	High Runoff Potential
CF		◆	
GC			◆
L			◆
O			◆
OS	◆		
P		◆	
PI			◆
PI/O			◆
R			◆
R1.5	◆		
R4	◆		
R8		◆	
R15		◆	
R15/L		◆	
R15/O		◆	
R15/VC		◆	
R23		◆	
R30		◆	
OK-TC			◆
VC			◆
VC/OS			◆
V			◆

Sewer Districts



CARLSBAD
 1635 Faraday Av
 Carlsbad, CA 92008
 (760) 602-2750

VALLECITOS
 201 Vallecitos de Oro
 San Marcos, CA 92069
 (760) 744-0460

LEUCADIA
 1960 La Costa Av
 Carlsbad, CA 92009
 (760) 753-0155

Legend

Sewer Service Area

- CARLSBAD
- VALLECITOS
- LEUCADIA

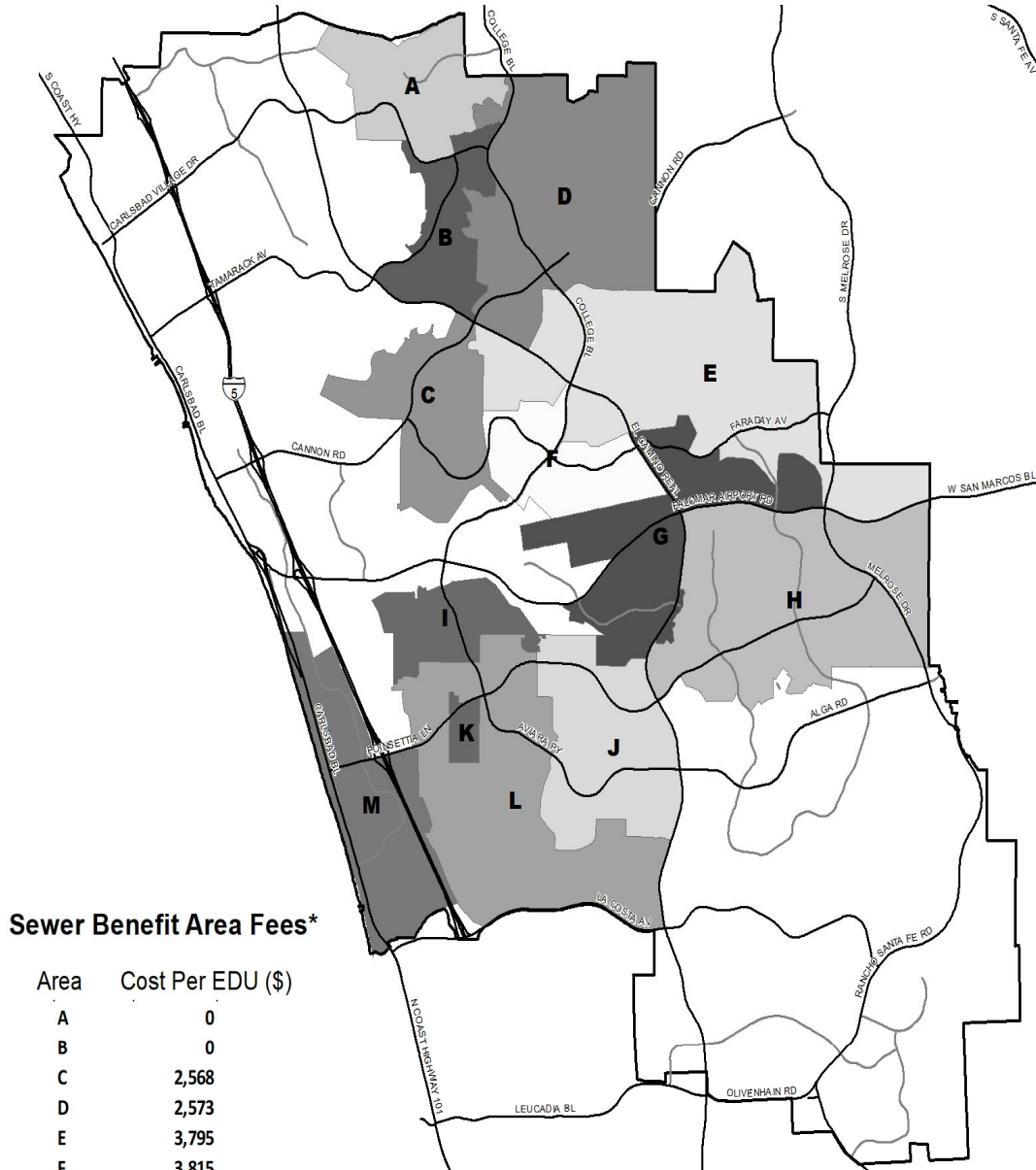
J:\cargis2\products\planning\167.05\Water Districts.mxd

Sewer Fees

Sewer Connection Fees*

General Capacity Fee of \$998 per EDU for
All Areas Plus Sewer Benefit Fees Shown Below

*CMC 13.10.020(C) shall be used to determine
Equivalent Dwelling Units (EDU).



Sewer Benefit Area Fees*

Area	Cost Per EDU (\$)
A	0
B	0
C	2,568
D	2,573
E	3,795
F	3,815
G	0
H	1,119
I	0
J	0
K	1,669
L	0
M	82

Legend

- A, B, C Sewer Benefit Area
- Sewer Benefit Area Boundary
- Previous Sewer Benefit Areas I and K are now in L

	Fee Name	Fee Type	Notes	Fee/Deposit
Affordable Housing Credit				
	Cassia Heights (Southeast and Southwest quadrants)	per unit	[1]	\$ 66,300.00
	Tavarua Senior Affordable Apartments (Northwest quadrant)	per unit	[1]	\$ 98,123.00
Affordable Housing Impact Fee				
	Affordable Housing Impact Fee	per unit	[1]	\$ 2,925.00
	Affordable Housing In-Lieu Fee	per market unit	[1]	\$ 4,515.00
Habitat Mitigation Fees, Per Acre				
	Type D - Coastal Sage Scrub	per acre	[1]	\$ 35,577.00
	Type E - Non-Native Grassland	per acre	[1]	\$ 17,790.00
	Type F - Agricultural Land, Disturbed Land, Eucalyptus Woodland	per acre	[1]	\$ 3,558.00
Public Facilities Fee				
	Inside CFD	per permit	[1]	1.82% of Building Permit Valuation
	Outside CFD	per permit	[1]	3.50% of Building Permit Valuation
Traffic Impact Fees				
	Apartment (Inside of CFD 1)	per ADT	[1],[3]	\$ 338.00
	Apartment (Outside of CFD 1)	per ADT	[1],[3]	\$ 397.00
	Commercial/Industrial Cost Per Trip (Inside CFD)	per ADT	[1],[3]	\$ 134.00
	Commercial/Industrial Cost Per Trip (Outside of CFD)	per ADT	[1],[3]	\$ 159.00
	Condominium (Inside of CFD 1)	per ADT	[1],[3]	\$ 338.00
	Condominium (Outside of CFD 1)	per ADT	[1],[3]	\$ 397.00
	Single Family (Inside of CFD 1)	per ADT	[1],[3]	\$ 338.00
	Single Family (Outside of CFD 1)	per ADT	[1],[3]	\$ 397.00

[Notes]

- [1] Set per City policy
- [2] Set per 2021 - Cost of Service Study and Fee Schedule Update
- [3] Carlsbad Municipal Code 18.42.020 determines definitions and Average Daily Trips (ADT). The residential ADT's per dwelling unit are: Single-family detached (10 ADT); Condominium (8 ADT); Apartments (6 ADT)